

MONTHLY REPORT OF DISBURSEMENTS
For the month of August 2023


Department : Department of Energy (DOE)
 Agency/Entity : Office of the Secretary
 Operating Unit : < not applicable >
 Organization Code (UACS) : 09 001 0000000
 Fund Cluster : 03 - Special Account - Locally Funded/Domestic Grants Fund


| Particulars | Current Year Budget | | | | | Prior Year's Budget | | | | | Current Year's Accounts Payable | | | | | Trust Liabilities | | | | | Grand Total | | | | | Remarks | | | | |
|--|---------------------|---------------|-------|--------------|---------------|---------------------|--------------|-------|------|--------------|---------------------------------|----------------|-------|---------------|----------------|-------------------|--------------|------|-------|------|-------------|-------|------|-------|----------------|----------------|----------------|----------------|----------------|----------------|
| | PS | MOOE | FinEx | CO | TOTAL | PS | MOOE | FinEx | CO | TOTAL | PS | MOOE | FinEx | CO | TOTAL | PS | MOOE | CO | TOTAL | PS | MOOE | FinEx | CO | TOTAL | | | | | | |
| CASH DISBURSEMENTS | 0.00 | 11,279,088.31 | 0.00 | 3,216,385.72 | 14,495,474.03 | 0.00 | 4,914,299.58 | 0.00 | 0.00 | 4,914,299.58 | 0.00 | 154,469,384.73 | 0.00 | 13,588,890.64 | 168,058,275.37 | 0.00 | 0.00 | 0.00 | 0.00 | 0.00 | 0.00 | 0.00 | 0.00 | 0.00 | 170,662,772.82 | 0.00 | 16,806,276.36 | 187,468,048.98 | | |
| Notice of Cash Allocation (NCA) | 0.00 | 11,279,088.31 | 0.00 | 3,216,385.72 | 14,495,474.03 | 0.00 | 4,914,299.58 | 0.00 | 0.00 | 4,914,299.58 | 0.00 | 154,469,384.73 | 0.00 | 13,588,890.64 | 168,058,275.37 | 0.00 | 0.00 | 0.00 | 0.00 | 0.00 | 0.00 | 0.00 | 0.00 | 0.00 | 0.00 | 170,662,772.82 | 0.00 | 16,806,276.36 | 187,468,048.98 | |
| MDS Checks Issued | 0.00 | 53,200.00 | 0.00 | 0.00 | 53,200.00 | 0.00 | 0.00 | 0.00 | 0.00 | 0.00 | 0.00 | 0.00 | 0.00 | 0.00 | 0.00 | 0.00 | 0.00 | 0.00 | 0.00 | 0.00 | 0.00 | 0.00 | 0.00 | 0.00 | 0.00 | 53,200.00 | 0.00 | 0.00 | 53,200.00 | |
| Advice to Debit Account | 0.00 | 11,225,888.31 | 0.00 | 3,216,385.72 | 14,442,274.03 | 0.00 | 4,914,299.58 | 0.00 | 0.00 | 4,914,299.58 | 0.00 | 154,469,384.73 | 0.00 | 13,588,890.64 | 168,058,275.37 | 0.00 | 0.00 | 0.00 | 0.00 | 0.00 | 0.00 | 0.00 | 0.00 | 0.00 | 0.00 | 0.00 | 170,609,672.62 | 0.00 | 16,806,276.36 | 187,414,848.98 |
| Notice of Transfer Allocations (NTA) | 0.00 | 0.00 | 0.00 | 0.00 | 0.00 | 0.00 | 0.00 | 0.00 | 0.00 | 0.00 | 0.00 | 0.00 | 0.00 | 0.00 | 0.00 | 0.00 | 0.00 | 0.00 | 0.00 | 0.00 | 0.00 | 0.00 | 0.00 | 0.00 | 0.00 | 0.00 | 0.00 | 0.00 | 0.00 | |
| MDS Checks Issued | 0.00 | 0.00 | 0.00 | 0.00 | 0.00 | 0.00 | 0.00 | 0.00 | 0.00 | 0.00 | 0.00 | 0.00 | 0.00 | 0.00 | 0.00 | 0.00 | 0.00 | 0.00 | 0.00 | 0.00 | 0.00 | 0.00 | 0.00 | 0.00 | 0.00 | 0.00 | 0.00 | 0.00 | 0.00 | |
| Advice to Debit Account | 0.00 | 0.00 | 0.00 | 0.00 | 0.00 | 0.00 | 0.00 | 0.00 | 0.00 | 0.00 | 0.00 | 0.00 | 0.00 | 0.00 | 0.00 | 0.00 | 0.00 | 0.00 | 0.00 | 0.00 | 0.00 | 0.00 | 0.00 | 0.00 | 0.00 | 0.00 | 0.00 | 0.00 | 0.00 | |
| Working Fund for FAPs | 0.00 | 0.00 | 0.00 | 0.00 | 0.00 | 0.00 | 0.00 | 0.00 | 0.00 | 0.00 | 0.00 | 0.00 | 0.00 | 0.00 | 0.00 | 0.00 | 0.00 | 0.00 | 0.00 | 0.00 | 0.00 | 0.00 | 0.00 | 0.00 | 0.00 | 0.00 | 0.00 | 0.00 | 0.00 | |
| Cash Disbursement Ceiling (CDC) | 0.00 | 0.00 | 0.00 | 0.00 | 0.00 | 0.00 | 0.00 | 0.00 | 0.00 | 0.00 | 0.00 | 0.00 | 0.00 | 0.00 | 0.00 | 0.00 | 0.00 | 0.00 | 0.00 | 0.00 | 0.00 | 0.00 | 0.00 | 0.00 | 0.00 | 0.00 | 0.00 | 0.00 | 0.00 | |
| TOTAL CASH DISBURSEMENTS | 0.00 | 11,279,088.31 | 0.00 | 3,216,385.72 | 14,495,474.03 | 0.00 | 4,914,299.58 | 0.00 | 0.00 | 4,914,299.58 | 0.00 | 154,469,384.73 | 0.00 | 13,588,890.64 | 168,058,275.37 | 0.00 | 0.00 | 0.00 | 0.00 | 0.00 | 0.00 | 0.00 | 0.00 | 0.00 | 0.00 | 0.00 | 170,662,772.82 | 0.00 | 16,806,276.36 | 187,468,048.98 |
| NON-CASH DISBURSEMENTS | 0.00 | 295,143.85 | 0.00 | 155,357.15 | 450,501.00 | 0.00 | 4,921.88 | 0.00 | 0.00 | 4,921.88 | 0.00 | 754,326.04 | 0.00 | 232,043.75 | 986,369.79 | 991,291.67 | 1,441,792.67 | 0.00 | 0.00 | 0.00 | 0.00 | 0.00 | 0.00 | 0.00 | 0.00 | 0.00 | 1,054,391.77 | 0.00 | 387,400.90 | 1,441,792.67 |
| Tax Remittance Advices Issued (TRA) | 0.00 | 295,143.85 | 0.00 | 155,357.15 | 450,501.00 | 0.00 | 4,921.88 | 0.00 | 0.00 | 4,921.88 | 0.00 | 754,326.04 | 0.00 | 232,043.75 | 986,369.79 | 991,291.67 | 1,441,792.67 | 0.00 | 0.00 | 0.00 | 0.00 | 0.00 | 0.00 | 0.00 | 0.00 | 0.00 | 1,054,391.77 | 0.00 | 387,400.90 | 1,441,792.67 |
| Non-Cash Availment Authority (NCAA) | 0.00 | 0.00 | 0.00 | 0.00 | 0.00 | 0.00 | 0.00 | 0.00 | 0.00 | 0.00 | 0.00 | 0.00 | 0.00 | 0.00 | 0.00 | 0.00 | 0.00 | 0.00 | 0.00 | 0.00 | 0.00 | 0.00 | 0.00 | 0.00 | 0.00 | 0.00 | 0.00 | 0.00 | 0.00 | 0.00 |
| Disbursements effected through outright deductions from claims (please specify...) | 0.00 | 0.00 | 0.00 | 0.00 | 0.00 | 0.00 | 0.00 | 0.00 | 0.00 | 0.00 | 0.00 | 0.00 | 0.00 | 0.00 | 0.00 | 0.00 | 0.00 | 0.00 | 0.00 | 0.00 | 0.00 | 0.00 | 0.00 | 0.00 | 0.00 | 0.00 | 0.00 | 0.00 | 0.00 | 0.00 |
| Overpayment of expenses (e.g. personnel benefits) | 0.00 | 0.00 | 0.00 | 0.00 | 0.00 | 0.00 | 0.00 | 0.00 | 0.00 | 0.00 | 0.00 | 0.00 | 0.00 | 0.00 | 0.00 | 0.00 | 0.00 | 0.00 | 0.00 | 0.00 | 0.00 | 0.00 | 0.00 | 0.00 | 0.00 | 0.00 | 0.00 | 0.00 | 0.00 | 0.00 |
| Restitution for loss of government property | 0.00 | 0.00 | 0.00 | 0.00 | 0.00 | 0.00 | 0.00 | 0.00 | 0.00 | 0.00 | 0.00 | 0.00 | 0.00 | 0.00 | 0.00 | 0.00 | 0.00 | 0.00 | 0.00 | 0.00 | 0.00 | 0.00 | 0.00 | 0.00 | 0.00 | 0.00 | 0.00 | 0.00 | 0.00 | 0.00 |
| Liquidated damages and similar claims | 0.00 | 0.00 | 0.00 | 0.00 | 0.00 | 0.00 | 0.00 | 0.00 | 0.00 | 0.00 | 0.00 | 0.00 | 0.00 | 0.00 | 0.00 | 0.00 | 0.00 | 0.00 | 0.00 | 0.00 | 0.00 | 0.00 | 0.00 | 0.00 | 0.00 | 0.00 | 0.00 | 0.00 | 0.00 | 0.00 |
| Others (TEF, BTI, Documentary Stamp Tax, etc.) | 0.00 | 0.00 | 0.00 | 0.00 | 0.00 | 0.00 | 0.00 | 0.00 | 0.00 | 0.00 | 0.00 | 0.00 | 0.00 | 0.00 | 0.00 | 0.00 | 0.00 | 0.00 | 0.00 | 0.00 | 0.00 | 0.00 | 0.00 | 0.00 | 0.00 | 0.00 | 0.00 | 0.00 | 0.00 | 0.00 |
| TOTAL NON-CASH DISBURSEMENTS | 0.00 | 295,143.85 | 0.00 | 155,357.15 | 450,501.00 | 0.00 | 4,921.88 | 0.00 | 0.00 | 4,921.88 | 0.00 | 754,326.04 | 0.00 | 232,043.75 | 986,369.79 | 991,291.67 | 1,441,792.67 | 0.00 | 0.00 | 0.00 | 0.00 | 0.00 | 0.00 | 0.00 | 0.00 | 0.00 | 1,054,391.77 | 0.00 | 387,400.90 | 1,441,792.67 |
| GRAND TOTAL | 0.00 | 11,574,232.16 | 0.00 | 3,371,742.87 | 14,946,975.03 | 0.00 | 4,919,221.46 | 0.00 | 0.00 | 4,919,221.46 | 0.00 | 155,223,710.77 | 0.00 | 13,820,934.39 | 169,044,645.16 | 173,969,566.82 | 1,441,792.67 | 0.00 | 0.00 | 0.00 | 0.00 | 0.00 | 0.00 | 0.00 | 0.00 | 0.00 | 171,717,164.39 | 0.00 | 17,192,677.26 | 198,909,841.65 |


SUMMARY

| Particulars (1) | Previous Report (2) | This Month (3) | As at Date (4) |
|--|---------------------|----------------|----------------|
| Total Disbursement Authorities Received | 194,543,210.66 | 189,449,592.67 | 383,992,803.33 |
| NCA | 189,833,902.00 | 188,007,800.00 | 377,841,702.00 |
| NTA | 0.00 | 0.00 | 0.00 |
| Working Fund | 0.00 | 0.00 | 0.00 |
| TRA | 4,709,308.66 | 1,441,792.67 | 6,151,101.33 |
| CDC | 0.00 | 0.00 | 0.00 |
| NCAA | 0.00 | 0.00 | 0.00 |
| Less: Notice of Transfer of Allocations (NTA) issued | 0.00 | 0.00 | 0.00 |
| Total Disbursement Authorities Available | 194,543,210.66 | 189,449,592.67 | 383,992,803.33 |
| Less: | 0.00 | 0.00 | 0.00 |
| Lapsed NCA | 2,234,901.02 | 0.00 | 2,234,901.02 |
| Disbursements | 158,504,767.48 | 188,909,841.65 | 347,414,609.13 |
| Less: Other Non-Cash Disbursements | 0.00 | 0.00 | 0.00 |
| Disbursements effected through outright deductions from claims | 0.00 | 0.00 | 0.00 |
| Overpayment of expenses (e.g. personnel benefits) | 0.00 | 0.00 | 0.00 |
| Restitution for loss of government property | 0.00 | 0.00 | 0.00 |
| Liquidated damages and similar claims | 0.00 | 0.00 | 0.00 |
| Others (e.g. TEF, BTI, Docs Stamp, etc.) | 0.00 | 0.00 | 0.00 |
| Less: Adjustments (e.g. cancelled/dated checks) | 1,404,468.75 | 0.00 | 1,404,468.75 |
| Balance of Disbursement Authorities as at date | 35,208,010.91 | 539,751.02 | 35,747,761.93 |
| Total Disbursements Program | 189,833,902.00 | 188,007,800.00 | 377,841,702.00 |
| Less: Actual Disbursements | 152,390,990.07 | 187,468,048.98 | 339,859,039.05 |
| Over/Under spending | 37,442,911.93 | 539,751.02 | 37,982,662.95 |

Notes: 1. The use of NTA is discouraged
 2. Amounts should tally with the grand total disbursement (column 27)


 HELEN C. ROLDAN
 CHIEF, ACCOUNTING DIVISION
 Date: 4-Sep-23


 AGUSTOS CESAR A. NAVARRO
 DIRECTOR, FINANCIAL SERVICES
 Date: 4-Sep-23


 SHARON S. MARIN
 UNDERSECRETARY
 Date: 4-Sep-23