

In following-up, pls. cite DMS ref #
2023-BE-0146935-E

REPUBLIC OF THE PHILIPPINES
DEPARTMENT OF BUDGET AND MANAGEMENT
GENERAL SOLANO STREET, SAN MIGUEL, MANILA

ACKNOWLEDGEMENT RECEIPT

The **DEPARTMENT OF BUDGET AND MANAGEMENT** hereby acknowledges the receipt of your letter/request which has been uploaded to the DBM-Document Management System and routed to the appropriate office/s with the following information:

Sender: DOE - PERSONAL DELIVERY
Document Title: DOE-FAR 4 FOR THE MONTH OF OCTOBER 2023
Document Reference No: 2023-BE-0146935-E
Date and Time Uploaded: Thursday, November 9, 2023 10:20:54 AM
Uploaded By: CRD RECEIVING RACHEL ANN
Routed To: BMB-E WILMOR B. PANAMBO

cc:

Total no. of pages received: 1 copy And 4 pages


The determination of the completeness of the documentary requirements submitted, if any, is subject to the evaluation of the technical person in charge.

This receipt is system generated and does not require signature.

Received by:




DOCUMENT
MANAGEMENT
SYSTEM



Republic of the Philippines
DEPARTMENT OF ENERGY
(Kagawaran ng Enerhiya)

06 November 2023

SECRETARY AMENAH F. PANGANDAMAN
Department of Budget and Management
Malacañang, Manila



Attention: OIC-Director Gemma G. Ilagan
Budget Management Bureau for Security, Ecological
Protection, Climate Change Management Sector

Dear Secretary Pangandaman:

In compliance with COA-DBM Joint Circular 2019-01 dated 01 January 2019, we are respectfully submitting herewith Monthly Report of Disbursements (MRD) – FAR No. 4 of Fund 101, 151, 171 and 102 for the month of October 2023.

Thank you.

Very truly yours,


SHARON S. GARIN
Undersecretary


ACAN/HCR

MONTHLY REPORT OF DISBURSEMENTS
For the month of October 2023

Department : Department of Energy (DOE)
 Agency/Entity : Office of the Secretary
 Operating Unit : < not applicable >
 Organization Code (JAOS) : 09 001 000000
 Fund Cluster : 01 - Regular Agency Fund


Particulars	Current Year Budget				Prior Year's Budget				Current Year's Accounts Payable				Prior Year's Accounts Payable				Trust Liabilities				Grand Total				Remarks				
	PS	MOOE	FinEx	CO	TOTAL	PS	MOOE	FinEx	CO	TOTAL	PS	MOOE	FinEx	CO	TOTAL	PS	MOOE	FinEx	CO	TOTAL	PS	MOOE	FinEx	CO		TOTAL			
CASH DISBURSEMENTS	59,029,739.59	37,383,314.40	0.00	0.00	96,413,053.99	95,168.56	419,533.41	0.00	0.00	514,701.97	0.00	0.00	0.00	0.00	514,701.97	96,927,755.96	0.00	0.00	0.00	0.00	59,124,008.15	37,802,847.81	0.00	0.00	96,927,755.96				
Notice of Cash Allocation (NCA)	59,029,739.59	37,383,314.40	0.00	0.00	96,413,053.99	95,168.56	419,533.41	0.00	0.00	514,701.97	0.00	0.00	0.00	0.00	514,701.97	96,927,755.96	0.00	0.00	0.00	0.00	59,124,008.15	37,802,847.81	0.00	0.00	96,927,755.96				
MDS Checks Issued	33,504.91	697,687.23	0.00	0.00	731,192.14	0.00	0.00	0.00	0.00	0.00	0.00	0.00	0.00	0.00	0.00	731,192.14	0.00	0.00	0.00	0.00	33,504.91	697,687.23	0.00	0.00	731,192.14				
Advice to Debit Account	58,996,234.68	36,685,627.17	0.00	0.00	95,681,861.85	95,168.56	419,533.41	0.00	0.00	514,701.97	0.00	0.00	0.00	0.00	514,701.97	96,195,053.82	0.00	0.00	0.00	0.00	59,091,403.24	37,105,165.58	0.00	0.00	96,195,053.82				
Notice of Transfer Allocations (NTA)	0.00	0.00	0.00	0.00	0.00	0.00	0.00	0.00	0.00	0.00	0.00	0.00	0.00	0.00	0.00	0.00	0.00	0.00	0.00	0.00	0.00	0.00	0.00	0.00	0.00	0.00			
MDS Checks Issued	0.00	0.00	0.00	0.00	0.00	0.00	0.00	0.00	0.00	0.00	0.00	0.00	0.00	0.00	0.00	0.00	0.00	0.00	0.00	0.00	0.00	0.00	0.00	0.00	0.00	0.00	0.00		
Advice to Debit Account	0.00	0.00	0.00	0.00	0.00	0.00	0.00	0.00	0.00	0.00	0.00	0.00	0.00	0.00	0.00	0.00	0.00	0.00	0.00	0.00	0.00	0.00	0.00	0.00	0.00	0.00	0.00		
Working Fund for FAPs	0.00	0.00	0.00	0.00	0.00	0.00	0.00	0.00	0.00	0.00	0.00	0.00	0.00	0.00	0.00	0.00	0.00	0.00	0.00	0.00	0.00	0.00	0.00	0.00	0.00	0.00	0.00		
Cash Disbursement Ceiling (CDC)	0.00	0.00	0.00	0.00	0.00	0.00	0.00	0.00	0.00	0.00	0.00	0.00	0.00	0.00	0.00	0.00	0.00	0.00	0.00	0.00	0.00	0.00	0.00	0.00	0.00	0.00	0.00		
TOTAL CASH DISBURSEMENTS	59,029,739.59	37,383,314.40	0.00	0.00	96,413,053.99	95,168.56	419,533.41	0.00	0.00	514,701.97	0.00	0.00	0.00	0.00	514,701.97	96,927,755.96	0.00	0.00	0.00	0.00	59,124,008.15	37,802,847.81	0.00	0.00	96,927,755.96				
NON-CASH DISBURSEMENTS	4,348,056.29	2,212,857.49	0.00	0.00	6,560,913.78	0.00	324,246.42	0.00	499,954.45	794,200.87	0.00	0.00	0.00	0.00	794,200.87	7,355,114.65	0.00	0.00	0.00	0.00	4,348,056.29	2,537,103.91	0.00	0.00	499,954.45	7,355,114.65			
Tax Remittance Advances Issued (TRA)	4,348,056.29	2,212,857.49	0.00	0.00	6,560,913.78	0.00	324,246.42	0.00	499,954.45	794,200.87	0.00	0.00	0.00	0.00	794,200.87	7,355,114.65	0.00	0.00	0.00	0.00	4,348,056.29	2,537,103.91	0.00	0.00	499,954.45	7,355,114.65			
Non-Cash Availment Authority (NCAA)	0.00	0.00	0.00	0.00	0.00	0.00	0.00	0.00	0.00	0.00	0.00	0.00	0.00	0.00	0.00	0.00	0.00	0.00	0.00	0.00	0.00	0.00	0.00	0.00	0.00	0.00	0.00		
Disbursements effected through outright deductions from claims (please specify...)	0.00	0.00	0.00	0.00	0.00	0.00	0.00	0.00	0.00	0.00	0.00	0.00	0.00	0.00	0.00	0.00	0.00	0.00	0.00	0.00	0.00	0.00	0.00	0.00	0.00	0.00	0.00		
Overpayment of expenses (e.g. personnel benefits)	0.00	0.00	0.00	0.00	0.00	0.00	0.00	0.00	0.00	0.00	0.00	0.00	0.00	0.00	0.00	0.00	0.00	0.00	0.00	0.00	0.00	0.00	0.00	0.00	0.00	0.00	0.00	0.00	
Restitution for loss of government property	0.00	0.00	0.00	0.00	0.00	0.00	0.00	0.00	0.00	0.00	0.00	0.00	0.00	0.00	0.00	0.00	0.00	0.00	0.00	0.00	0.00	0.00	0.00	0.00	0.00	0.00	0.00	0.00	
Liquidated damages and similar claims	0.00	0.00	0.00	0.00	0.00	0.00	0.00	0.00	0.00	0.00	0.00	0.00	0.00	0.00	0.00	0.00	0.00	0.00	0.00	0.00	0.00	0.00	0.00	0.00	0.00	0.00	0.00	0.00	
Others (TEF, BT, Documentary Stamp Tax, etc.)	0.00	0.00	0.00	0.00	0.00	0.00	0.00	0.00	0.00	0.00	0.00	0.00	0.00	0.00	0.00	0.00	0.00	0.00	0.00	0.00	0.00	0.00	0.00	0.00	0.00	0.00	0.00	0.00	
TOTAL NON-CASH DISBURSEMENTS	4,348,056.29	2,212,857.49	0.00	0.00	6,560,913.78	0.00	324,246.42	0.00	499,954.45	794,200.87	0.00	0.00	0.00	0.00	794,200.87	7,355,114.65	0.00	0.00	0.00	0.00	4,348,056.29	2,537,103.91	0.00	0.00	499,954.45	7,355,114.65			
GRAND TOTAL	63,377,795.88	39,596,171.89	0.00	0.00	102,973,967.77	95,168.56	743,779.83	0.00	499,954.45	1,308,902.84	0.00	0.00	0.00	0.00	1,308,902.84	104,282,870.61	0.00	0.00	0.00	0.00	63,472,064.44	40,339,951.72	0.00	0.00	499,954.45	104,282,870.61			


Particulars	Previous Report	This Month	As at Date
(1)	(2)	(3)	(4)
Total Disbursement Authorities Received	1,114,704,288.62	123,524,045.65	1,238,228,334.47
NCA	1,037,085,684.00	116,168,931.00	1,153,254,595.00
NTA	0.00	0.00	0.00
Working Fund	0.00	0.00	0.00
TRA	77,618,624.62	7,355,114.65	84,973,739.47
CDC	0.00	0.00	0.00
NCAA	0.00	0.00	0.00
Less: Notice of Transfer of Allocations (NTA)* issued	0.00	0.00	0.00
Total Disbursement Authorities Available	1,114,704,288.62	123,524,045.65	1,238,228,334.47
Less:	0.00	0.00	0.00
Lapsed NCA	30,893,969.34	0.00	30,893,969.34
Disbursements	1,083,810,302.48	104,282,870.61	1,188,093,173.09
Less: Other Non-Cash Disbursements	0.00	0.00	0.00
Disbursements effected through outright deductions from claims	0.00	0.00	0.00
Overpayment of expenses (e.g. personnel benefits)	0.00	0.00	0.00
Restitution for loss of government property	0.00	0.00	0.00
Liquidated damages and similar claims	0.00	0.00	0.00
Others (e.g. TEF, BT, Docs Stamp, etc.)	0.00	0.00	0.00
Adj./Less: Adjustments (e.g. cancelled/staled checks)	0.00	0.00	0.00
Balance of Disbursement Authorities as at date	0.00	19,241,175.04	19,241,175.04
Total Disbursements Program	1,083,810,302.48	123,524,045.65	1,207,334,348.13
Less: *Actual Disbursements	1,083,810,302.48	104,282,870.61	1,188,093,173.09
(Over)/Under spending	0.00	19,241,175.04	19,241,175.04

Notes: * The use of NTA is discouraged
 Note: ** Amounts should tally with the grand total disbursement (column 27).

Certified Correct:

 HELEN C. ROLDAN
 OIC - CHIEF, ACCOUNTING DIVISION
 Date: 3-Nov-23

Recommending Approval:

 AGUSTUS CESARIA NAVARRO
 DIRECTOR, FINANCIAL SERVICES
 Date: 3-Nov-23

Approved By:

 SHARON S. GARIN
 UNDERSECRETARY
 Date: 3-Nov-23