

STATEMENT OF APPROPRIATIONS, ALLOTMENTS, OBLIGATIONS, DISBURSEMENTS AND BALANCES
As at the Quarter Ending June 30, 2023

Department : Department of Energy (DOE)
Agency/Entity : Office of the Secretary
Operating Unit : < not applicable >
Organization Code (UACS) : 09 001 0000000
Fund Cluster : 01 - Regular Agency Fund

X	Current Year Appropriations
	Supplemental Appropriations
	Continuing Appropriations

(e.g. UACS Fund Cluster: 01-Regular Agency Fund, 02-Foreign Assisted Projects Fund, 03-Special Account-Locally Funded/Domestic Grants Fund, and 04-Special Account-Foreign Assisted/Foreign Grants Fund)

Particulars	UACS CODE	Appropriations					Allotments		Current Year Obligations				Current Year Disbursements				Balances						
		Authorized Appropriations	Adjustments (Transfer To/From, Modifications/Augmentations)	Adjusted Appropriations	Adjustments (Reductions, Modifications/Augmentations)	Allotments Received	Transfer To	Transfer From	Adjusted Total Allotments	1st Quarter Ending March 31	2nd Quarter Ending June 30	3rd Quarter Ending September 30	4th Quarter Ending December 31	Total	1st Quarter Ending March 31	2nd Quarter Ending June 30	3rd Quarter Ending September 30	4th Quarter Ending December 31	Total	Unreleased Appropriations	Unobligated Allotments	Unpaid Obligations(15-20)+(23+24)	
		3	4	5(3+4)	7	8	9	10(8+9)	11	12	13	14	15(11+12+13+14)	16	17	18	19	20(16+17+18+19)	21	22	23	24	
I. Agency Specific Budget		1,320,735,000.00	0.00	1,320,735,000.00	1,320,735,000.00	0.00	0.00	1,320,735,000.00	219,919,846.49	424,396,560.71	0.00	0.00	644,316,207.20	142,875,414.87	346,191,125.74	0.00	0.00	489,066,540.61	0.00	676,418,792.80	43,174,144.44	112,075,522.15	
General Administration and Support	10000000000000000000	468,707,000.00	0.00	468,707,000.00	468,707,000.00	0.00	0.00	468,707,000.00	62,500,144.53	197,349,394.96	0.00	0.00	259,849,539.39	35,192,789.72	124,885,774.97	0.00	0.00	160,078,564.69	0.00	208,857,460.81	29,576,152.50	70,194,822.20	
General Management and Supervision	1000001000010000	463,854,000.00	0.00	463,854,000.00	463,854,000.00	0.00	0.00	463,854,000.00	62,500,144.53	194,858,092.05	0.00	0.00	257,156,236.58	35,192,789.72	122,194,472.18	0.00	0.00	157,387,261.88	0.00	206,895,783.42	29,576,152.50	70,194,822.20	
PS		205,875,000.00	0.00	205,875,000.00	205,875,000.00	0.00	0.00	205,875,000.00	25,902,282.26	54,078,428.94	0.00	0.00	79,980,711.20	17,039,734.53	62,238,174.08	0.00	0.00	79,277,906.62	0.00	125,994,288.80	702,802.58	0.00	
MOOE		257,879,000.00	0.00	257,879,000.00	257,879,000.00	0.00	0.00	257,879,000.00	36,597,862.27	140,579,863.11	0.00	0.00	177,177,525.36	18,153,055.19	59,956,298.07	0.00	0.00	78,109,353.26	0.00	80,701,474.62	28,873,349.92	70,194,822.20	
Administration of Personnel Benefits	1000001000020000	4,853,000.00	0.00	4,853,000.00	4,853,000.00	0.00	0.00	4,853,000.00	0.00	2,691,302.81	0.00	0.00	2,691,302.81	0.00	2,691,302.81	0.00	0.00	2,691,302.81	0.00	2,161,697.19	0.00	0.00	
PS		4,853,000.00	0.00	4,853,000.00	4,853,000.00	0.00	0.00	4,853,000.00	0.00	2,691,302.81	0.00	0.00	2,691,302.81	0.00	2,691,302.81	0.00	0.00	2,691,302.81	0.00	2,161,697.19	0.00	0.00	
Sub-Total, General Administration and Support		468,707,000.00	0.00	468,707,000.00	468,707,000.00	0.00	0.00	468,707,000.00	62,500,144.53	197,349,394.96	0.00	0.00	259,849,539.39	35,192,789.72	124,885,774.97	0.00	0.00	160,078,564.69	0.00	208,857,460.81	29,576,152.50	70,194,822.20	
PS		210,828,000.00	0.00	210,828,000.00	210,828,000.00	0.00	0.00	210,828,000.00	25,902,282.26	56,769,731.75	0.00	0.00	82,672,014.01	17,039,734.53	64,829,476.90	0.00	0.00	81,969,211.43	0.00	128,155,985.99	702,802.58	0.00	
MOOE		257,879,000.00	0.00	257,879,000.00	257,879,000.00	0.00	0.00	257,879,000.00	36,597,862.27	140,579,863.11	0.00	0.00	177,177,525.36	18,153,055.19	59,956,298.07	0.00	0.00	78,109,353.26	0.00	80,701,474.62	28,873,349.92	70,194,822.20	
FinEx (if Applicable)		0.00	0.00	0.00	0.00	0.00	0.00	0.00	0.00	0.00	0.00	0.00	0.00	0.00	0.00	0.00	0.00	0.00	0.00	0.00	0.00	0.00	
CO		0.00	0.00	0.00	0.00	0.00	0.00	0.00	0.00	0.00	0.00	0.00	0.00	0.00	0.00	0.00	0.00	0.00	0.00	0.00	0.00	0.00	
Support to Operations	20000000000000000000	319,129,000.00	0.00	319,129,000.00	319,129,000.00	0.00	0.00	319,129,000.00	51,483,071.96	96,582,044.61	0.00	0.00	148,065,116.57	30,299,536.88	97,884,794.98	0.00	0.00	128,154,331.84	0.00	171,063,883.43	2,180,784.06	17,750,000.67	
Provision of legal advice, legal counselling and legal support to service contract negotiations and hearings; serves as the official legislative liaison to the Congress of the Philippines	2000001000010000	34,320,000.00	0.00	34,320,000.00	34,320,000.00	0.00	0.00	34,320,000.00	7,732,665.80	9,042,192.07	0.00	0.00	16,774,857.87	4,911,543.52	11,558,049.03	0.00	0.00	16,469,592.55	0.00	17,545,142.13	84,044.82	221,220.50	
PS		30,375,000.00	0.00	30,375,000.00	30,375,000.00	0.00	0.00	30,375,000.00	6,883,583.35	8,435,500.02	0.00	0.00	15,129,083.37	4,372,416.67	10,756,666.70	0.00	0.00	15,129,083.37	0.00	15,245,916.83	0.00	0.00	
MOOE		3,945,000.00	0.00	3,945,000.00	3,945,000.00	0.00	0.00	3,945,000.00	1,039,082.45	806,692.05	0.00	0.00	1,645,774.50	539,126.85	801,382.33	0.00	0.00	1,340,509.18	0.00	2,299,225.50	84,044.82	221,220.50	
Formulation of policies, plans and programs relative to information and communications technology, geo-informatics and data information management. Ensures effective deployment, utilization and maintenance of ICT	2000001000020000	122,326,000.00	0.00	122,326,000.00	122,326,000.00	0.00	0.00	122,326,000.00	14,759,107.66	42,589,564.92	0.00	0.00	57,348,672.58	4,769,422.04	42,761,692.58	0.00	0.00	47,531,114.62	0.00	64,977,327.42	445,376.15	9,372,181.81	
PS		29,812,000.00	0.00	29,812,000.00	29,812,000.00	0.00	0.00	29,812,000.00	6,579,090.03	8,252,250.04	0.00	0.00	14,831,250.07	4,278,500.01	10,552,750.06	0.00	0.00	14,831,250.07	0.00	14,980,749.93	0.00	0.00	
MOOE		92,514,000.00	0.00	92,514,000.00	92,514,000.00	0.00	0.00	92,514,000.00	8,180,107.63	34,337,314.88	0.00	0.00	42,517,422.51	490,922.03	32,208,942.52	0.00	0.00	32,699,864.55	0.00	49,996,577.49	445,376.15	9,372,181.81	
Provision and conduct of laboratory services in support of exploration and development of indigenous energy resources, as well as, to promote energy efficiency through research and calibration testing	2000001000030000	46,815,000.00	0.00	46,815,000.00	46,815,000.00	0.00	0.00	46,815,000.00	7,903,080.78	13,437,989.64	0.00	0.00	21,341,070.42	5,054,659.95	11,996,618.63	0.00	0.00	17,051,278.78	0.00	25,473,929.58	17,310.15	4,272,461.49	
PS		32,815,000.00	0.00	32,815,000.00	32,815,000.00	0.00	0.00	32,815,000.00	7,220,666.89	9,002,000.03	0.00	0.00	16,222,666.72	4,648,833.34	11,573,833.38	0.00	0.00	16,222,666.72	0.00	16,362,333.28	0.00	0.00	
MOOE		14,200,000.00	0.00	14,200,000.00	14,200,000.00	0.00	0.00	14,200,000.00	882,414.09	4,435,989.61	0.00	0.00	5,118,403.70	405,826.61	422,785.45	0.00	0.00	828,612.06	0.00	9,081,596.30	17,310.15	4,272,461.49	

STATEMENT OF APPROPRIATIONS, ALLOTMENTS, OBLIGATIONS, DISBURSEMENTS AND BALANCES
As at the Quarter Ending June 30, 2023

Department : Department of Energy (DOE)
Agency/Entity : Office of the Secretary
Operating Unit : < not applicable >
Organization Code (IAACS) : 00 001 0000000
Fund Cluster : 01 - Regular Agency Fund

X	Current Year Appropriations
	Supplemental Appropriations
	Continuing Appropriations

(e.g. UACS Fund Cluster: 01-Regular Agency Fund, 02-Foreign Assisted Projects Fund, 03-Special Account-Locally Funded/Domestic Grants Fund, and 04-Special Account-Foreign Assisted/Foreign Grants Fund)

Particulars	UACS CODE	Appropriations		Allotments		Current Year Obligations					Current Year Disbursements					Balances							
		Authorized Appropriations	Adjustments (Transfer To/From, Modifications/Augmentations)	Adjusted Appropriations	Allotments Received	Adjustments (Reductions, Modifications/Augmentations)	Transfer To	Transfer From	Adjusted Total Allotments	1st Quarter Ending March 31	2nd Quarter Ending June 30	3rd Quarter Ending September 30	4th Quarter Ending December 31	Total	1st Quarter Ending March 31	2nd Quarter Ending June 30	3rd Quarter Ending September 30	4th Quarter Ending December 31	Total	Unreleased Appropriations	Unobligated Allotments	Unpaid Obligations(15-20)=(23+24)	
		3	4	5=(3+4)	6	7	8	9	10=(8+(9-8))	11	12	13	14	15=(11+12+13+14)	16	17	18	19	20=(16+17+18+19)	21	22	23	24
Extension and enhancement of energy resource exploration, development and utilization; and energy industry management and control activities in the areas of Luzon, Visayas and Mindanao	20000010004000	115,968,000.00	0.00	115,968,000.00	115,968,000.00	0.00	0.00	0.00	115,968,000.00	21,069,217.72	31,512,297.98	0.00	0.00	52,600,515.70	15,533,911.37	31,568,434.52	0.00	0.00	47,102,345.89	0.00	83,067,484.30	1,614,052.94	3,884,116.87
PS		61,534,000.00	0.00	61,534,000.00	61,534,000.00	0.00	0.00	0.00	61,534,000.00	13,575,249.99	17,022,999.99	0.00	0.00	30,598,249.98	9,803,618.46	20,794,631.52	0.00	0.00	30,598,249.98	0.00	30,935,750.02	0.00	0.00
MOOE		54,134,000.00	0.00	54,134,000.00	54,134,000.00	0.00	0.00	0.00	54,134,000.00	7,512,967.73	14,489,297.99	0.00	0.00	22,002,265.72	5,730,292.91	10,773,803.00	0.00	0.00	16,504,095.91	0.00	32,131,734.28	1,614,052.94	3,884,116.87
Sub-Total, Support to Operations		319,129,000.00	0.00	319,129,000.00	319,129,000.00	0.00	0.00	0.00	319,129,000.00	51,483,071.96	96,562,044.61	0.00	0.00	148,065,116.57	30,269,536.88	97,884,794.96	0.00	0.00	128,154,331.84	0.00	171,063,863.43	2,160,784.06	17,750,000.67
PS		154,336,000.00	0.00	154,336,000.00	154,336,000.00	0.00	0.00	0.00	154,336,000.00	34,069,500.08	42,712,750.00	0.00	0.00	76,781,250.14	23,103,368.48	53,677,881.66	0.00	0.00	76,781,250.14	0.00	77,554,749.86	0.00	0.00
MOOE		164,793,000.00	0.00	164,793,000.00	164,793,000.00	0.00	0.00	0.00	164,793,000.00	17,414,571.90	53,849,294.61	0.00	0.00	71,283,866.43	7,166,168.40	44,206,913.30	0.00	0.00	51,373,081.70	0.00	93,509,113.57	2,160,784.06	17,750,000.67
FinEx (If Applicable)		0.00	0.00	0.00	0.00	0.00	0.00	0.00	0.00	0.00	0.00	0.00	0.00	0.00	0.00	0.00	0.00	0.00	0.00	0.00	0.00	0.00	0.00
CO		0.00	0.00	0.00	0.00	0.00	0.00	0.00	0.00	0.00	0.00	0.00	0.00	0.00	0.00	0.00	0.00	0.00	0.00	0.00	0.00	0.00	0.00
Operations	3000000000000000	532,899,000.00	0.00	532,899,000.00	532,899,000.00	0.00	0.00	0.00	532,899,000.00	105,936,430.00	130,485,121.24	0.00	0.00	236,401,551.24	77,413,088.27	123,420,595.81	0.00	0.00	200,833,644.08	0.00	296,487,448.76	11,437,207.88	24,130,699.28
CO : Required energy supply level attained		447,783,000.00	0.00	447,783,000.00	447,783,000.00	0.00	0.00	0.00	447,783,000.00	91,278,377.81	113,243,655.53	0.00	0.00	204,523,033.14	68,956,907.92	106,307,818.08	0.00	0.00	175,264,726.00	0.00	243,259,966.86	8,309,827.68	22,846,679.46
NATIONAL AND REGIONAL ENERGY PLANNING PROGRAM		74,537,000.00	0.00	74,537,000.00	74,537,000.00	0.00	0.00	0.00	74,537,000.00	18,336,624.04	20,378,014.48	0.00	0.00	38,714,638.52	10,624,115.86	21,505,271.65	0.00	0.00	32,129,387.51	0.00	35,822,361.48	1,896,913.03	4,888,337.98
Formulation, updating and monitoring of short, medium and long term national and regional energy policies, plans and programs	310100100001000	74,537,000.00	0.00	74,537,000.00	74,537,000.00	0.00	0.00	0.00	74,537,000.00	18,336,624.04	20,378,014.48	0.00	0.00	38,714,638.52	10,624,115.86	21,505,271.65	0.00	0.00	32,129,387.51	0.00	35,822,361.48	1,896,913.03	4,888,337.98
PS		37,684,000.00	0.00	37,684,000.00	37,684,000.00	0.00	0.00	0.00	37,684,000.00	8,293,833.33	10,485,500.00	0.00	0.00	18,779,333.33	7,844,833.32	10,934,500.01	0.00	0.00	18,779,333.33	0.00	18,004,666.67	0.00	0.00
MOOE		36,853,000.00	0.00	36,853,000.00	36,853,000.00	0.00	0.00	0.00	36,853,000.00	10,042,790.71	9,892,514.48	0.00	0.00	19,935,305.19	2,779,282.54	10,570,771.64	0.00	0.00	13,350,054.19	0.00	16,917,694.81	1,896,913.03	4,888,337.98
CONVENTIONAL ENERGY DEVELOPMENT PROGRAM		55,016,000.00	0.00	55,016,000.00	55,016,000.00	0.00	0.00	0.00	55,016,000.00	10,106,537.85	15,130,877.56	0.00	0.00	25,237,415.41	8,636,286.26	12,246,687.02	0.00	0.00	20,882,973.28	0.00	29,778,584.59	254,788.13	4,099,674.00
Promotion of exploration, development and production of conventional energy resources	310200100001000	20,378,000.00	0.00	20,378,000.00	20,378,000.00	0.00	0.00	0.00	20,378,000.00	3,031,823.65	5,337,499.98	0.00	0.00	9,269,323.63	3,599,167.32	5,096,156.31	0.00	0.00	8,995,323.63	0.00	11,108,676.37	0.00	574,000.00
PS		17,130,000.00	0.00	17,130,000.00	17,130,000.00	0.00	0.00	0.00	17,130,000.00	3,754,916.65	4,783,499.96	0.00	0.00	8,518,416.63	3,561,333.32	4,957,083.31	0.00	0.00	8,518,416.63	0.00	8,811,583.37	0.00	0.00
MOOE		3,248,000.00	0.00	3,248,000.00	3,248,000.00	0.00	0.00	0.00	3,248,000.00	178,907.00	1,553,999.62	0.00	0.00	1,732,896.62	37,832.94	739,072.71	0.00	0.00	1,732,896.62	0.00	2,297,093.00	0.00	574,000.00
Supervision and regulation of exploration, development and production of conventional energy resources and technologies	310200100002000	34,638,000.00	0.00	34,638,000.00	34,638,000.00	0.00	0.00	0.00	34,638,000.00	6,174,712.20	8,793,377.58	0.00	0.00	15,968,091.78	5,037,116.94	7,159,530.71	0.00	0.00	12,187,649.85	0.00	18,969,908.22	254,788.13	3,325,674.00
PS		17,767,000.00	0.00	17,767,000.00	17,767,000.00	0.00	0.00	0.00	17,767,000.00	3,035,250.00	4,918,250.00	0.00	0.00	8,853,500.00	3,896,750.00	5,152,250.00	0.00	0.00	8,849,000.00	0.00	8,913,500.00	4,500.00	0.00
MOOE		16,871,000.00	0.00	16,871,000.00	16,871,000.00	0.00	0.00	0.00	16,871,000.00	2,239,462.20	4,875,127.58	0.00	0.00	7,114,591.78	1,340,368.94	1,996,280.71	0.00	0.00	3,336,649.85	0.00	9,756,408.22	250,288.13	3,325,674.00
RENEWABLE ENERGY DEVELOPMENT PROGRAM		129,747,000.00	0.00	129,747,000.00	129,747,000.00	0.00	0.00	0.00	129,747,000.00	30,012,957.92	30,054,091.79	0.00	0.00	60,067,049.71	23,049,015.28	30,512,547.87	0.00	0.00	53,561,563.13	0.00	88,679,950.29	1,338,338.04	5,167,148.54
Promotion of renewable energy (RE) resources	310300100001000	20,817,000.00	0.00	20,817,000.00	20,817,000.00	0.00	0.00	0.00	20,817,000.00	4,771,825.64	4,908,926.38	0.00	0.00	9,680,752.02	4,212,625.44	4,821,738.58	0.00	0.00	8,034,364.02	0.00	11,136,245.96	186,390.00	480,000.00
PS		13,905,000.00	0.00	13,905,000.00	13,905,000.00	0.00	0.00	0.00	13,905,000.00	3,068,416.65	3,845,999.98	0.00	0.00	6,914,416.63	2,879,833.32	4,034,563.31	0.00	0.00	6,914,416.63	0.00	6,990,563.37	0.00	0.00
MOOE		6,912,000.00	0.00	6,912,000.00	6,912,000.00	0.00	0.00	0.00	6,912,000.00	1,703,409.99	1,062,926.40	0.00	0.00	2,766,337.39	1,332,792.12	787,155.27	0.00	0.00	2,119,947.39	0.00	4,145,662.61	186,390.00	480,000.00
Supervision and regulation of exploration, development and utilization of RE resources and technologies	310300100002000	108,930,000.00	0.00	108,930,000.00	108,930,000.00	0.00	0.00	0.00	108,930,000.00	25,241,132.28	25,145,165.41	0.00	0.00	50,386,295.69	18,836,368.82	25,690,809.29	0.00	0.00	44,527,199.11	0.00	58,543,704.31	1,151,948.04	4,707,148.54
PS		70,622,000.00	0.00	70,622,000.00	70,622,000.00	0.00	0.00	0.00	70,622,000.00	15,582,333.34	19,522,500.01	0.00	0.00	35,104,833.35	14,692,333.33	20,412,500.02	0.00	0.00	35,104,833.35	0.00	35,517,166.65	0.00	0.00
MOOE		38,308,000.00	0.00	38,308,000.00	38,308,000.00	0.00	0.00	0.00	38,308,000.00	9,659,798.94	5,622,665.40	0.00	0.00	15,281,462.34	4,144,056.49	5,278,309.27	0.00	0.00	9,422,265.76	0.00	23,026,537.66	1,151,948.04	4,707,148.54
DOWNSTREAM ENERGY DEVELOPMENT PROGRAM		101,199,000.00	0.00	101,199,000.00	101,199,000.00	0.00	0.00	0.00	101,199,000.00	17,394,739.74	27,205,875.10	0.00	0.00	44,600,614.84	14,118,448.61	22,283,618.23	0.00	0.00	36,402,066.84	0.00	56,598,385.16	321,345.66	7,877,202.34

STATEMENT OF APPROPRIATIONS, ALLOTMENTS, OBLIGATIONS, DISBURSEMENTS AND BALANCES
As at the Quarter Ending June 30, 2023

Department : Department of Energy (DOE)
Agency/Entity : Office of the Secretary
Operating Unit : < not applicable >
Organization Code (UACS) : 09 001 0000000
Fund Cluster : 01 - Regular Agency Fund

X	Current Year Appropriations
	Supplemental Appropriations
	Continuing Appropriations

(e.g. UACS Fund Cluster: 01-Regular Agency Fund, 02-Foreign Assisted Projects Fund, 03-Special Account-Locally Funded/Domestic Grants Fund, and 04-Special Account-Foreign Assisted/Foreign Grants Fund)

Particulars	UACS CODE	Appropriations Requirements		Allotments						Current Year Obligations				Current Year Disbursements				Balances					
		Authorized Appropriations	(Transfer To/From, Modifications/ Augmentations)	Adjusted Appropriations	Alotments Received	Adjustments (Reductions, Modifications/ Augmentations)	Transfer To	Transfer From	Adjusted Total Allotments	1st Quarter Ending March 31	2nd Quarter Ending June 30	3rd Quarter Ending September 30	4th Quarter Ending December 31	Total	1st Quarter Ending March 31	2nd Quarter Ending June 30	3rd Quarter Ending September 30	4th Quarter Ending December 31	Total	Unreleased Appropriations	Unobligated Allotments	Unpaid Obligations(15-20)=(23-24)	
		3	4	5=(3+4)	6	7	8	9	10=(8+9-7)+6	11	12	13	14	15=(11+12+13+14)	16	17	18	19	20=(16+17+18+19)	21	22	23	24
Promotion of plans and programs to ensure sustainable supply for the downstream oil and natural gas industries	310400100001000	11,677,000.00	0.00	11,677,000.00	11,677,000.00	0.00	0.00	0.00	11,677,000.00	2,757,583.84	3,197,487.54	0.00	0.00	5,955,071.38	2,427,132.85	3,267,924.38	0.00	0.00	5,695,057.23	0.00	5,721,928.82	54,143.15	205,871.00
PS		9,642,000.00	0.00	9,642,000.00	9,642,000.00	0.00	0.00	0.00	9,642,000.00	2,120,416.68	2,858,749.99	0.00	0.00	4,779,166.65	2,014,916.67	2,764,249.98	0.00	0.00	4,779,166.65	0.00	4,862,833.35	0.00	0.00
MOOE		2,035,000.00	0.00	2,035,000.00	2,035,000.00	0.00	0.00	0.00	2,035,000.00	637,167.18	538,737.55	0.00	0.00	1,175,904.73	412,216.18	503,674.40	0.00	0.00	915,890.58	0.00	859,095.27	54,143.15	205,871.00
Supervision and regulation of the downstream oil and natural gas industries	310400100002000	89,522,000.00	0.00	89,522,000.00	89,522,000.00	0.00	0.00	0.00	89,522,000.00	14,637,155.90	24,008,387.56	0.00	0.00	38,645,543.46	11,891,315.76	19,015,693.85	0.00	0.00	30,707,009.61	0.00	50,876,456.54	267,202.51	7,871,331.34
PS		53,079,000.00	0.00	53,079,000.00	53,079,000.00	0.00	0.00	0.00	53,079,000.00	11,724,083.34	14,641,000.01	0.00	0.00	26,365,083.35	11,044,833.33	15,320,250.02	0.00	0.00	26,365,083.35	0.00	26,713,916.65	0.00	0.00
MOOE		36,443,000.00	0.00	36,443,000.00	36,443,000.00	0.00	0.00	0.00	36,443,000.00	2,913,072.56	9,367,387.55	0.00	0.00	12,280,460.11	646,482.43	3,695,443.83	0.00	0.00	4,341,926.26	0.00	24,162,539.89	267,202.51	7,871,331.34
ELECTRIC POWER INDUSTRY DEVELOPMENT PROGRAM		87,284,000.00	0.00	87,284,000.00	87,284,000.00	0.00	0.00	0.00	87,284,000.00	15,428,518.06	20,474,796.60	0.00	0.00	35,903,314.66	12,529,041.93	19,759,693.31	0.00	0.00	32,288,735.24	0.00	51,380,885.34	2,698,282.82	916,316.60
Management of the restructured electric power industry	310500100001000	87,284,000.00	0.00	87,284,000.00	87,284,000.00	0.00	0.00	0.00	87,284,000.00	15,428,518.06	20,474,796.60	0.00	0.00	35,903,314.66	12,529,041.93	19,759,693.31	0.00	0.00	32,288,735.24	0.00	51,380,885.34	2,698,282.82	916,316.60
PS		53,978,000.00	0.00	53,978,000.00	53,978,000.00	0.00	0.00	0.00	53,978,000.00	11,917,196.67	14,947,250.01	0.00	0.00	26,864,446.68	11,219,249.99	15,645,166.69	0.00	0.00	26,864,446.68	0.00	27,111,583.32	0.00	0.00
MOOE		33,308,000.00	0.00	33,308,000.00	33,308,000.00	0.00	0.00	0.00	33,308,000.00	3,511,351.39	5,527,546.59	0.00	0.00	9,038,867.98	1,309,791.94	4,114,526.62	0.00	0.00	5,424,318.56	0.00	24,269,102.02	2,698,282.82	916,316.60
OO: Sustainable consumption of energy promoted and expanded		85,116,000.00	0.00	85,116,000.00	85,116,000.00	0.00	0.00	0.00	85,116,000.00	14,857,052.39	17,221,465.71	0.00	0.00	31,878,518.10	8,456,180.35	17,112,737.73	0.00	0.00	25,568,918.08	0.00	53,237,481.90	5,127,580.20	1,182,019.82
ENERGY EFFICIENCY AND CONSERVATION PROGRAM		71,264,000.00	0.00	71,264,000.00	71,264,000.00	0.00	0.00	0.00	71,264,000.00	12,375,881.52	14,730,030.22	0.00	0.00	27,105,911.74	7,017,647.22	14,282,145.07	0.00	0.00	21,298,792.29	0.00	44,158,286.26	5,127,580.20	678,339.25
Supervise, development and implementation of energy efficiency and conservation programs (EECP) and projects	320100100001000	37,965,000.00	0.00	37,965,000.00	37,965,000.00	0.00	0.00	0.00	37,965,000.00	8,479,558.93	11,410,589.29	0.00	0.00	19,890,148.22	4,951,304.95	10,059,714.24	0.00	0.00	15,011,019.19	0.00	18,074,851.78	4,560,129.03	319,000.00
PS		22,196,000.00	0.00	22,196,000.00	22,196,000.00	0.00	0.00	0.00	22,196,000.00	4,894,666.66	6,164,249.99	0.00	0.00	11,058,916.65	4,628,416.67	6,430,499.98	0.00	0.00	11,058,916.65	0.00	11,137,063.35	0.00	0.00
MOOE		15,769,000.00	0.00	15,769,000.00	15,769,000.00	0.00	0.00	0.00	15,769,000.00	3,584,882.27	5,246,339.30	0.00	0.00	8,331,231.57	322,888.28	3,629,214.26	0.00	0.00	3,952,102.54	0.00	6,937,766.43	4,560,129.03	319,000.00
Promotion of EECP activities and projects	320100100002000	15,210,000.00	0.00	15,210,000.00	15,210,000.00	0.00	0.00	0.00	15,210,000.00	2,286,062.05	2,392,354.48	0.00	0.00	4,678,416.53	1,274,801.73	2,557,624.38	0.00	0.00	3,832,826.11	0.00	10,531,563.47	501,790.42	344,000.00
PS		4,726,000.00	0.00	4,726,000.00	4,726,000.00	0.00	0.00	0.00	4,726,000.00	1,038,583.32	1,311,749.98	0.00	0.00	2,350,333.30	981,250.00	1,369,063.30	0.00	0.00	2,350,333.30	0.00	2,375,666.70	0.00	0.00
MOOE		10,484,000.00	0.00	10,484,000.00	10,484,000.00	0.00	0.00	0.00	10,484,000.00	1,247,478.73	1,080,604.50	0.00	0.00	2,328,083.23	293,551.73	1,188,741.08	0.00	0.00	1,482,292.81	0.00	8,155,916.77	501,790.42	344,000.00
Conduct of energy audit services	320100100003000	18,089,000.00	0.00	18,089,000.00	18,089,000.00	0.00	0.00	0.00	18,089,000.00	1,610,060.54	927,066.45	0.00	0.00	2,537,146.99	791,540.54	1,064,906.45	0.00	0.00	2,456,146.99	0.00	15,551,853.01	65,660.75	15,339.25
PS		2,934,000.00	0.00	2,934,000.00	2,934,000.00	0.00	0.00	0.00	2,934,000.00	651,750.01	807,000.01	0.00	0.00	1,458,750.02	605,500.01	853,250.01	0.00	0.00	1,458,750.02	0.00	1,475,249.98	0.00	0.00
MOOE		15,155,000.00	0.00	15,155,000.00	15,155,000.00	0.00	0.00	0.00	15,155,000.00	958,310.53	120,066.44	0.00	0.00	1,078,396.97	186,040.53	811,356.44	0.00	0.00	997,396.97	0.00	14,076,603.03	65,660.75	15,339.25
ALTERNATIVE FUELS AND TECHNOLOGIES PROGRAM		13,852,000.00	0.00	13,852,000.00	13,852,000.00	0.00	0.00	0.00	13,852,000.00	2,281,370.87	2,491,435.49	0.00	0.00	4,772,806.36	1,438,533.13	2,830,592.66	0.00	0.00	4,269,125.79	0.00	9,079,193.64	0.00	503,880.57
Promotion of research, development, demonstration and utilization of alternative fuels and technologies	320200100001000	13,852,000.00	0.00	13,852,000.00	13,852,000.00	0.00	0.00	0.00	13,852,000.00	2,281,370.87	2,491,435.49	0.00	0.00	4,772,806.36	1,438,533.13	2,830,592.66	0.00	0.00	4,269,125.79	0.00	9,079,193.64	0.00	503,880.57
PS		5,440,000.00	0.00	5,440,000.00	5,440,000.00	0.00	0.00	0.00	5,440,000.00	1,195,186.65	1,510,249.98	0.00	0.00	2,705,436.63	1,138,916.66	1,569,499.97	0.00	0.00	2,705,436.63	0.00	2,734,583.37	0.00	0.00
MOOE		8,412,000.00	0.00	8,412,000.00	8,412,000.00	0.00	0.00	0.00	8,412,000.00	1,086,204.22	981,185.51	0.00	0.00	2,067,389.73	301,616.47	1,262,092.69	0.00	0.00	1,563,700.16	0.00	6,344,610.27	0.00	503,880.57
Sub-Total, Operations		532,899,000.00	0.00	532,899,000.00	532,899,000.00	0.00	0.00	0.00	532,899,000.00	105,936,430.00	130,465,121.24	0.00	0.00	236,401,551.24	77,413,088.27	123,420,555.81	0.00	0.00	200,833,844.08	0.00	296,497,448.78	11,437,207.88	24,130,899.28
PS		308,101,000.00	0.00	308,101,000.00	308,101,000.00	0.00	0.00	0.00	308,101,000.00	68,176,583.28	85,575,999.94	0.00	0.00	153,752,583.22	64,306,166.62	89,441,916.80	0.00	0.00	153,752,583.22	0.00	155,348,416.78	4,500.00	0.00
MOOE		223,798,000.00	0.00	223,798,000.00	223,798,000.00	0.00	0.00	0.00	223,798,000.00	37,759,846.72	44,889,121.30	0.00	0.00	82,648,968.02	13,106,921.85	33,978,639.01	0.00	0.00	47,085,260.86	0.00	141,149,031.98	11,437,207.88	24,130,899.28
FinEx (if Applicable)		0.00	0.00	0.00	0.00	0.00	0.00	0.00	0.00	0.00	0.00	0.00	0.00	0.00	0.00	0.00	0.00	0.00	0.00	0.00	0.00	0.00	0.00
CO		0.00	0.00	0.00	0.00	0.00	0.00	0.00	0.00	0.00	0.00	0.00	0.00	0.00	0.00	0.00	0.00	0.00	0.00	0.00	0.00	0.00	0.00

This report was generated using the Unified Reporting System on July 10, 2023 8:47 AM. Status : SUBMITTED

STATEMENT OF APPROPRIATIONS, ALLOTMENTS, OBLIGATIONS, DISBURSEMENTS AND BALANCES
As at the Quarter Ending June 30, 2023

Department : Department of Energy (DOE)
Agency/Entity : Office of the Secretary
Operating Unit : < not applicable >
Organization Code (UACS) : 09 001 0000000
Fund Cluster : 01 - Regular Agency Fund

X	Current Year Appropriations
	Supplemental Appropriations
	Continuing Appropriations

(e.g. UACS Fund Cluster: 01-Regular Agency Fund, 02-Foreign Assisted Projects Fund, 03-Special Account-Locally Funded/Domestic Grants Fund, and 04-Special Account-Foreign Assisted/Foreign Grants Fund)

Particulars	UACS CODE	Appropriations		Allotments		Current Year Obligations								Current Year Disbursements				Balances					
		Authorized Appropriations	Requirements (Transfer To/From, Modifications/ Augmentations)	Adjusted Appropriations	Allotments Received	Adjustments (Reductions, Modifications/ Augmentations)	Transfer To	Transfer From	Adjusted Total Allotments	1st Quarter Ending March 31	2nd Quarter Ending June 30	3rd Quarter Ending September 30	4th Quarter Ending December 31	Total	1st Quarter Ending March 31	2nd Quarter Ending June 30	3rd Quarter Ending September 30	4th Quarter Ending December 31	Total	Unreleased Appropriations	Unobligated Allotments	Unpaid Obligations(15-20)=(23+24)	
		3	4	5=(3+4)	6	7	8	9	10=(8+9)	11	12	13	14	15=(11+12+13+14)	16	17	18	19	20=(16+17+18+19)	21	22	23	24
Sub-Total, I. Agency Specific Budget		1,320,735,000.00	0.00	1,320,735,000.00	1,320,735,000.00	0.00	0.00	0.00	1,320,735,000.00	219,919,648.49	424,396,560.71	0.00	0.00	644,316,209.20	142,875,414.87	346,191,125.74	0.00	0.00	489,066,540.61	0.00	676,418,792.80	43,174,144.44	112,075,522.15
PS		674,265,000.00	0.00	674,265,000.00	674,265,000.00	0.00	0.00	0.00	674,265,000.00	128,147,365.60	195,058,481.77	0.00	0.00	313,205,847.37	104,449,269.63	208,049,275.16	0.00	0.00	312,498,544.79	0.00	361,059,152.63	707,302.58	0.00
MOOE		646,470,000.00	0.00	646,470,000.00	646,470,000.00	0.00	0.00	0.00	646,470,000.00	91,772,280.89	229,338,078.94	0.00	0.00	331,110,359.83	38,426,145.24	138,141,850.58	0.00	0.00	176,567,995.82	0.00	315,359,640.17	42,466,841.86	112,075,522.15
FinEx (if Applicable)		0.00	0.00	0.00	0.00	0.00	0.00	0.00	0.00	0.00	0.00	0.00	0.00	0.00	0.00	0.00	0.00	0.00	0.00	0.00	0.00	0.00	0.00
CO		0.00	0.00	0.00	0.00	0.00	0.00	0.00	0.00	0.00	0.00	0.00	0.00	0.00	0.00	0.00	0.00	0.00	0.00	0.00	0.00	0.00	0.00
II. Automatic Appropriations		60,737,000.00	0.00	60,737,000.00	60,737,000.00	0.00	0.00	0.00	60,737,000.00	8,822,141.35	13,429,624.86	0.00	0.00	22,251,766.21	0.00	22,251,766.21	0.00	0.00	22,251,766.21	0.00	38,485,233.79	0.00	0.00
Specific Budgets of National Government Agencies		60,737,000.00	0.00	60,737,000.00	60,737,000.00	0.00	0.00	0.00	60,737,000.00	8,822,141.35	13,429,624.86	0.00	0.00	22,251,766.21	0.00	22,251,766.21	0.00	0.00	22,251,766.21	0.00	38,485,233.79	0.00	0.00
Retirement and Life Insurance Premiums		60,737,000.00	0.00	60,737,000.00	60,737,000.00	0.00	0.00	0.00	60,737,000.00	8,822,141.35	13,429,624.86	0.00	0.00	22,251,766.21	0.00	22,251,766.21	0.00	0.00	22,251,766.21	0.00	38,485,233.79	0.00	0.00
PS		60,737,000.00	0.00	60,737,000.00	60,737,000.00	0.00	0.00	0.00	60,737,000.00	8,822,141.35	13,429,624.86	0.00	0.00	22,251,766.21	0.00	22,251,766.21	0.00	0.00	22,251,766.21	0.00	38,485,233.79	0.00	0.00
Sub-Total II. Automatic Appropriations		60,737,000.00	0.00	60,737,000.00	60,737,000.00	0.00	0.00	0.00	60,737,000.00	8,822,141.35	13,429,624.86	0.00	0.00	22,251,766.21	0.00	22,251,766.21	0.00	0.00	22,251,766.21	0.00	38,485,233.79	0.00	0.00
PS		60,737,000.00	0.00	60,737,000.00	60,737,000.00	0.00	0.00	0.00	60,737,000.00	8,822,141.35	13,429,624.86	0.00	0.00	22,251,766.21	0.00	22,251,766.21	0.00	0.00	22,251,766.21	0.00	38,485,233.79	0.00	0.00
MOOE		0.00	0.00	0.00	0.00	0.00	0.00	0.00	0.00	0.00	0.00	0.00	0.00	0.00	0.00	0.00	0.00	0.00	0.00	0.00	0.00	0.00	0.00
FinEx		0.00	0.00	0.00	0.00	0.00	0.00	0.00	0.00	0.00	0.00	0.00	0.00	0.00	0.00	0.00	0.00	0.00	0.00	0.00	0.00	0.00	0.00
CO		0.00	0.00	0.00	0.00	0.00	0.00	0.00	0.00	0.00	0.00	0.00	0.00	0.00	0.00	0.00	0.00	0.00	0.00	0.00	0.00	0.00	0.00
III. Special Purpose Fund		0.00	30,350,183.00	30,350,183.00	0.00	30,350,183.00	0.00	0.00	30,350,183.00	3,380,118.88	26,870,309.78	0.00	0.00	30,250,428.64	2,798,697.59	26,399,249.14	0.00	0.00	29,197,946.73	0.00	99,754.36	1,052,481.91	0.00
Miscellaneous Personnel Benefits Fund		0.00	21,251,880.00	21,251,880.00	0.00	21,251,880.00	0.00	0.00	21,251,880.00	0.00	21,152,127.67	0.00	0.00	21,152,127.67	0.00	20,999,645.78	0.00	0.00	20,999,645.78	0.00	99,752.33	1,052,481.91	0.00
PS		0.00	21,251,880.00	21,251,880.00	0.00	21,251,880.00	0.00	0.00	21,251,880.00	0.00	21,152,127.67	0.00	0.00	21,152,127.67	0.00	20,999,645.78	0.00	0.00	20,999,645.78	0.00	99,752.33	1,052,481.91	0.00
Pension and Gratuity Fund		0.00	9,098,303.00	9,098,303.00	0.00	9,098,303.00	0.00	0.00	9,098,303.00	3,380,118.88	5,718,182.09	0.00	0.00	9,098,303.97	2,798,697.59	6,299,603.38	0.00	0.00	9,098,303.97	0.00	2.03	0.00	0.00
PS		0.00	9,098,303.00	9,098,303.00	0.00	9,098,303.00	0.00	0.00	9,098,303.00	3,380,118.88	5,718,182.09	0.00	0.00	9,098,303.97	2,798,697.59	6,299,603.38	0.00	0.00	9,098,303.97	0.00	2.03	0.00	0.00
Sub-Total III. Special Purpose Fund		0.00	30,350,183.00	30,350,183.00	0.00	30,350,183.00	0.00	0.00	30,350,183.00	3,380,118.88	26,870,309.78	0.00	0.00	30,250,428.64	2,798,697.59	26,399,249.14	0.00	0.00	29,197,946.73	0.00	99,754.36	1,052,481.91	0.00
PS		0.00	30,350,183.00	30,350,183.00	0.00	30,350,183.00	0.00	0.00	30,350,183.00	3,380,118.88	26,870,309.78	0.00	0.00	30,250,428.64	2,798,697.59	26,399,249.14	0.00	0.00	29,197,946.73	0.00	99,754.36	1,052,481.91	0.00
MOOE		0.00	0.00	0.00	0.00	0.00	0.00	0.00	0.00	0.00	0.00	0.00	0.00	0.00	0.00	0.00	0.00	0.00	0.00	0.00	0.00	0.00	0.00
FinEx		0.00	0.00	0.00	0.00	0.00	0.00	0.00	0.00	0.00	0.00	0.00	0.00	0.00	0.00	0.00	0.00	0.00	0.00	0.00	0.00	0.00	0.00
CO		0.00	0.00	0.00	0.00	0.00	0.00	0.00	0.00	0.00	0.00	0.00	0.00	0.00	0.00	0.00	0.00	0.00	0.00	0.00	0.00	0.00	0.00
IV. Reversion of the Unobligated Allotments charged against R.A. Nos. 11495 and 11494		0.00	0.00	0.00	0.00	0.00	0.00	0.00	0.00	0.00	0.00	0.00	0.00	0.00	0.00	0.00	0.00	0.00	0.00	0.00	0.00	0.00	0.00
GRAND TOTAL		1,381,472,000.00	30,350,183.00	1,411,822,183.00	1,381,472,000.00	30,350,183.00	0.00	0.00	1,411,822,183.00	232,121,904.72	464,896,495.33	0.00	0.00	698,818,492.05	145,874,112.46	394,842,141.69	0.00	0.00	540,516,253.05	0.00	715,003,780.85	44,228,628.35	112,816,522.15
PS		735,002,000.00	30,350,183.00	765,352,183.00	735,002,000.00	30,350,183.00	0.00	0.00	765,352,183.00	140,349,629.83	225,358,416.33	0.00	0.00	365,708,042.22	197,247,967.22	258,700,290.81	0.00	0.00	363,948,287.73	0.00	399,844,140.78	1,758,794.48	0.00
MOOE		646,470,000.00	0.00	646,470,000.00	646,470,000.00	0.00	0.00	0.00	646,470,000.00	91,772,280.89	229,338,078.94	0.00	0.00	331,110,359.83	38,426,145.24	138,141,850.58	0.00	0.00	176,567,995.82	0.00	315,359,640.17	42,466,841.86	112,075,522.15
Recapitulation by OO:																							
I. Agency Specific Budget		532,899,000.00	0.00	532,899,000.00	532,899,000.00	0.00	0.00	0.00	532,899,000.00	105,936,430.00	130,465,121.24	0.00	0.00	236,401,551.24	77,413,088.27	123,420,555.81	0.00	0.00	200,833,644.08	0.00	296,497,448.76	11,437,207.88	24,130,699.38
ENERGY EFFICIENCY AND CONSERVATION PROGRAM		71,264,000.00	0.00	71,264,000.00	71,264,000.00	0.00	0.00	0.00	71,264,000.00	12,375,691.52	14,730,030.22	0.00	0.00	27,105,711.74	7,017,547.22	14,262,145.07	0.00	0.00	21,299,792.29	0.00	44,158,268.28	5,127,580.20	678,339.25
DOWNSTREAM ENERGY DEVELOPMENT PROGRAM		101,199,000.00	0.00	101,199,000.00	101,199,000.00	0.00	0.00	0.00	101,199,000.00	17,394,739.74	27,205,875.10	0.00	0.00	44,600,614.84	14,118,448.91	22,283,618.23	0.00	0.00	36,402,066.84	0.00	56,598,385.16	321,345.66	7,877,202.34
CONVENTIONAL ENERGY DEVELOPMENT PROGRAM		55,016,000.00	0.00	55,016,000.00	55,016,000.00	0.00	0.00	0.00	55,016,000.00	10,106,537.85	15,130,877.56	0.00	0.00	25,237,415.41	6,636,286.26	12,246,987.02	0.00	0.00	20,882,973.28	0.00	29,778,984.99	254,768.13	4,099,674.00
ALTERNATIVE FUELS AND TECHNOLOGIES PROGRAM		13,852,000.00	0.00	13,852,000.00	13,852,000.00	0.00	0.00	0.00	13,852,000.00	2,281,370.87	2,491,435.48	0.00	0.00	4,772,806.36	1,438,533.13	2,630,592.56	0.00	0.00	4,269,125.79	0.00	9,079,183.84	0.00	503,680.57

This report was generated using the Unified Reporting System on July 10, 2023 8:47 AM. Status: SUBMITTED

STATEMENT OF APPROPRIATIONS, ALLOTMENTS, OBLIGATIONS, DISBURSEMENTS AND BALANCES
As at the Quarter Ending June 30, 2023

Department : Department of Energy (DOE)
Agency/Entity : Office of the Secretary
Operating Unit : < not applicable >
Organization Code (UACS) : 09 001 0000000
Fund Cluster : 01 - Regular Agency Fund

X	Current Year Appropriations
	Supplemental Appropriations
	Continuing Appropriations

(e.g. UACS Fund Cluster: 01-Regular Agency Fund, 02-Foreign Assisted Projects Fund, 03-Special Account-Locally Funded/Domestic Grants Fund, and 04-Special Account-Foreign Assisted/Foreign Grants Fund)


Particulars	UACS CODE	Appropriations			Allotments			Current Year Obligations				Current Year Disbursements				Balances							
		Authorized Appropriations	Adjustments (Transfer To/From, Modifications/ Augmentations)	Adjusted Appropriations	Allotments Received	Adjustments (Reductions, Modifications/ Augmentations)	Transfer To	Transfer From	Adjusted Total Allotments	1st Quarter Ending March 31	2nd Quarter Ending June 30	3rd Quarter Ending September 30	4th Quarter Ending December 31	Total	1st Quarter Ending March 31	2nd Quarter Ending June 30	3rd Quarter Ending September 30	4th Quarter Ending December 31	Total	Unreleased Appropriations	Unobligated Allotments	Unpaid Obligations(15-20)=(23+24)	
																						20=(16+17+18+19)	21
ELECTRIC POWER INDUSTRY DEVELOPMENT PROGRAM		87,284,000.00	0.00	87,284,000.00	87,284,000.00	0.00	0.00	87,284,000.00	15,428,518.06	20,474,796.60	0.00	0.00	35,903,314.66	12,529,041.93	19,759,693.31	0.00	0.00	32,288,735.24	0.00	51,380,685.34	2,698,262.82	916,316.60	
RENEWABLE ENERGY DEVELOPMENT PROGRAM		129,747,000.00	0.00	129,747,000.00	129,747,000.00	0.00	0.00	129,747,000.00	30,012,957.92	30,054,081.79	0.00	0.00	60,067,049.71	23,049,015.26	30,512,547.87	0.00	0.00	53,561,563.13	0.00	69,679,956.29	1,338,338.04	5,167,148.54	
NATIONAL AND REGIONAL ENERGY PLANNING PROGRAM		74,537,000.00	0.00	74,537,000.00	74,537,000.00	0.00	0.00	74,537,000.00	18,336,624.04	20,378,014.46	0.00	0.00	38,714,638.52	10,624,115.86	21,505,271.65	0.00	0.00	32,129,367.51	0.00	35,822,361.48	1,896,913.03	4,888,337.98	


Certified Correct:


Certified Correct:

Recommending Approval By:

Approved By:


RYAN S. DOMASK
OIC-CHIEF, BUDGET DIVISION
Date: July 10, 2023 08:25 AM


HELEN C. ROLDAN
OIC-CHIEF, ACCOUNTING DIVISION
Date: July 10, 2023 08:25 AM


AGUSTUS CESAR A. NAVARRO
DIRECTOR, FINANCIAL SERVICES
Date: July 10, 2023 08:40 AM


SHARON S. GARIN
UNDERSECRETARY
Date: July 10, 2023 08:42 AM