

# **ENERGY EFFICIENCY AND CONSERVATION MEASURES IN GOVERNMENT**

**OVERCOMING OIL PRICE INCREASES**

**Secretary Raphael P.M. Lotilla**

19 August 2005



# Oil is increasingly becoming more expensive

International Price Movements, in average US\$/bbl

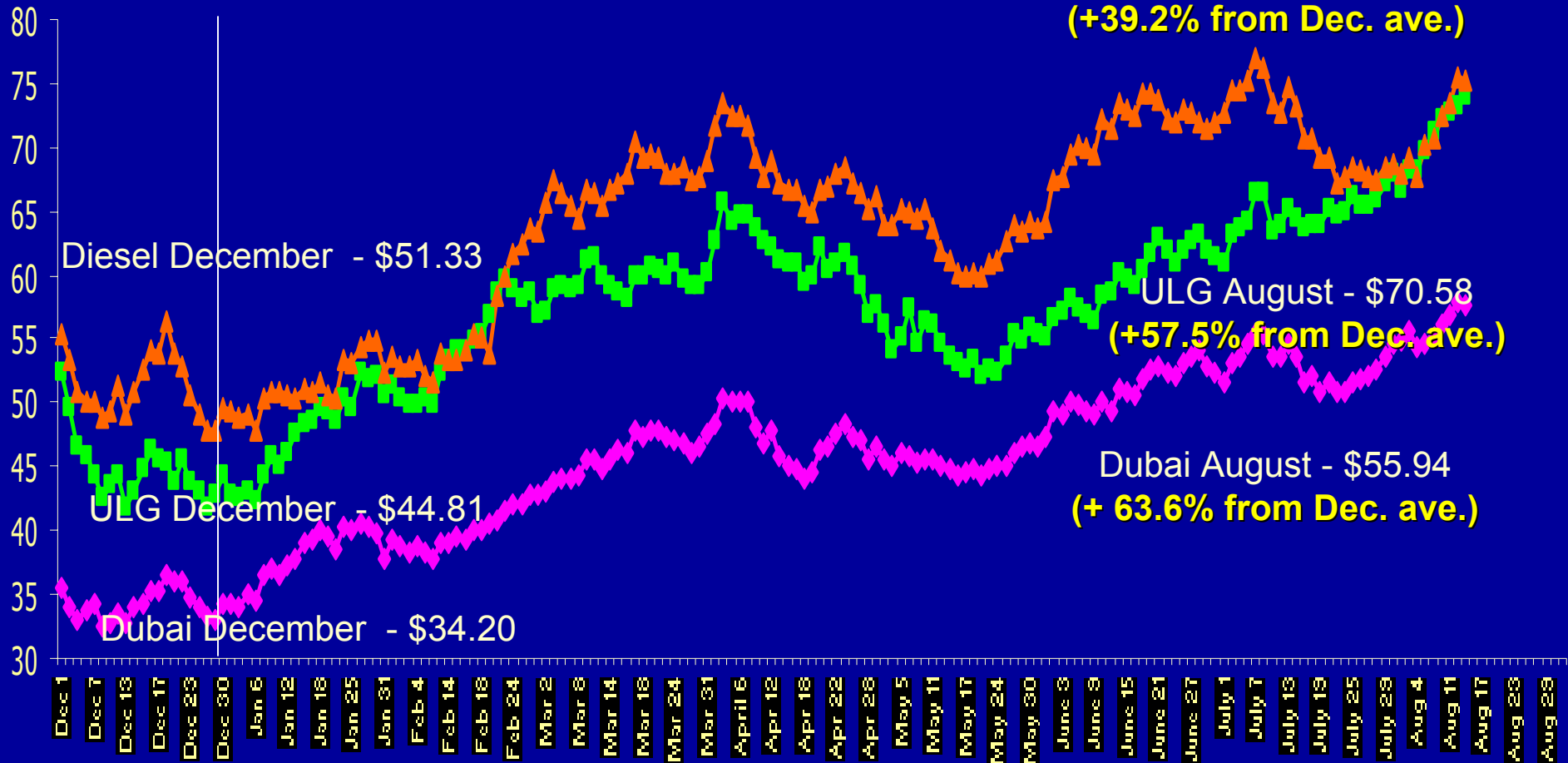
Period	Dubai Crude	Unleaded Gas	Diesel
Full Year 2004	33.63	47.19	47.31
2004 Price Range	27.27 – 41.26 (Feb 7) (Aug 20)	36.70 – 57.38 (Feb 12) (Oct 12)	37.55 – 61.40 (Mar 15) (Oct 22)
April 2005	47.20 ↑	61.50 ↑	68.29 ↑
May 2005	45.40 ↓	54.46 ↓	62.74 ↓
July 2005	52.83 ↑	64.70 ↑	71.38 ↑
1-16 August 2005	55.94 ↑	70.58 ↑	71.45 ↑
2005 peak prices	57.80 (August 12)	73.90 (August 15)	77.04 (July 7)



# INTERNATIONAL PRICES (FOB)

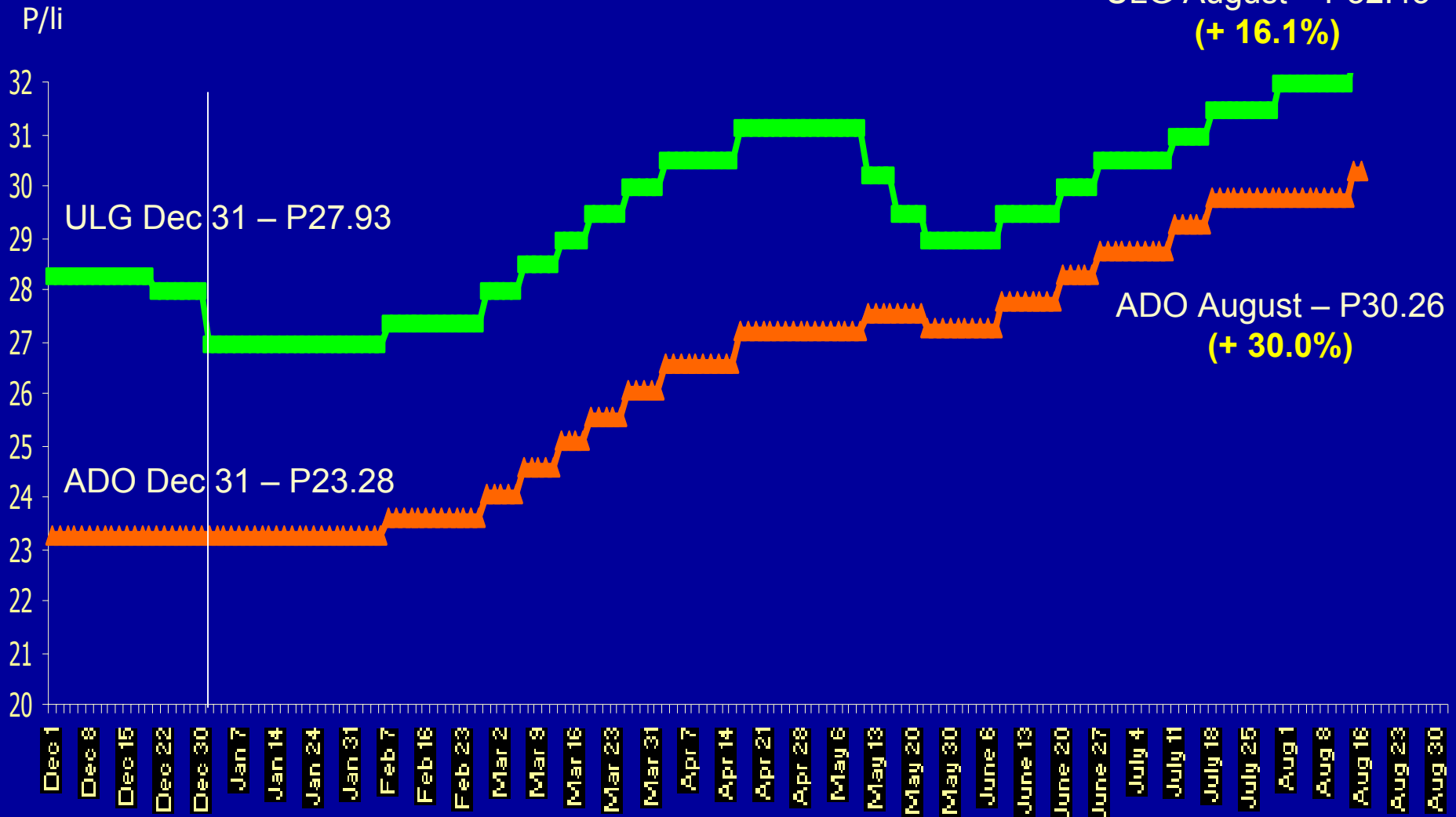
*December 2004 – August 2005*

\$/bbl



# DOMESTIC PRICES

*December 2004 – August 2005*



## ***GOVERNMENT leading by example***

Administrative Order No. 126 was issued by the President on August 13, 2005 directing the enhanced implementation of the Government's energy conservation program

- ✓ by adopting additional measures to limit the use of petroleum products supplies to essential activities to reduce their fuel consumption by 10% (of the average monthly consumption for the 1<sup>st</sup> semester of 2005);
- ✓ to reduce electricity consumption by 10 percent of the average monthly consumption for the 1st Semester of 2005; this is in addition to the 10 percent reduction as provided for in AO 103.



# *O*il Consumption Reduced through Alternative Fuels

- The Government shall use DOE-certified alternative fuels such as:
  - ✓ Compressed Natural Gas (CNG)
  - ✓ Coco-Methyl Ester (CME) in accordance with the provisions of Memorandum Circular (MC) No. 55 series of 2004
  - ✓ Ethanol and other biofuels



# *O*il Consumption Reduced through Alternative Fuels

## ➤ *CME*

- ✓ Use one percent (1%) by volume CME in ALL diesel-fueled government vehicles
- ✓ CME is available as B1 (1% Pre-blended CME) in selected Flying V gas stations (Envirotek B1 Premium Diesel)
- ✓ CME is also available as B100 (100% CME) in 200 ml and 2 liter plastic bottle containers (e.g., Estrol, Bioactiv, Bioexceed)



# *O*il Consumption Reduced through Alternative Fuels

## ➤ *Ethanol*

- ✓ Use Ethanol-blended gasoline (Gasohol) for ALL gasoline-fueled government vehicles
- ✓ Available in gasoline service stations of Seaoil, Unioil, Flying V, and USA88





# Very Efficient Lighting Systems

- Replace 40-watt to 36-watt or lower fluorescent tubes with efficient fluorescent tubes.
- Replace incandescent bulbs with compact fluorescent lamps, i.e. 50-watt incandescent with 18-watt CFL
- Turn lights off during lunch breaks.
- Use task lighting for precision tasks only.
- Clean lamp tubes regularly.
- Use natural daylight to reduce artificial lighting.



# *E*nergy Audits and Efficiency Measures

## SERVICE PROVIDERS

### Government Agencies:

Department of Energy

Department of Science and Technology

NPC – Energy Resources Division

PNOC – Energy Research and Development Department

### Energy Service Companies

Tri-Gen Energy Phils.

Meralco Energy Inc.

OSP-Honeywell

CESTCO

Enertech System Industries, Inc.

Mechatronics Instruments and  
Controls, Inc.

TEI, Inc.

En Square Tech and Development Corp.

CPI Energy Phils

Aboitiz Power Solutions, Inc.

Southland Holdings Corp.

Instrumentation and Control  
Specialist, Inc

Mantron Industries, Inc.

Lightworks Ventures, Inc.

Emerald Sales Corp.

RN Ferrer Association, Inc.

Geosphere Technologies Inc.



# **R**egulating Demand and Consumption Patterns

- Computers and other office equipment should be for official use only and shall be turned off when not in use.
- Electrical Equipment/Appliances shall be unplugged when not in use.
- Except for physically challenged personnel and those carrying heavy loads, elevators shall be used only in going up or down two (2) or more floors.



# Cooling the Efficient and Natural Way

- Avoid the use of air-conditioners during the cool months from August to February.
- In case where air-conditioning is necessary, they shall be switched on not earlier than 9:00 a.m. and switched off not later than 4:00 p.m. During lunch breaks, the air-conditioning units shall be turned down to “FAN” mode.
- Set thermostat at 25°C.
- Ensure proper maintenance of all Air-conditioning units.



# Observing Correct Driving Habits and Scheduling Trips

- Adopt vehicle maintenance, fuel monitoring, and dispatching systems.
- Educate drivers on proper driving practices, simple vehicle check-up and proper maintenance.
- Whenever possible, provide shuttle service for employees.
- Prohibit the use of government-owned aircraft and water craft unless necessary and properly authorized



# *M*aximizing Power Factor Improvements

- ⦿ Install PF correction capacitors.
- ⦿ Size motors or transformers more closely to the actual work requirements.
- ⦿ Reduce motor idling or no load running periods.
- ⦿ Specify and use high power factor lighting ballasts.
- ⦿ Explore replacement of existing motors with more energy efficient ones with high PF.
- ⦿ Consider use of synchronous motors.
- ⦿ In the presence of harmonics in the system, require tuned harmonic filters, a combination of inductors and capacitors.



# Government Accounts

with 500 kW Registered Demand and PF below 85%

CUSTOMER NAME	PENALTY (AVOIDED SAVINGS)	POTENTIAL SAVINGS (w/ PF from 85% to 95%)	TOTAL MONTHLY POTENTIAL SAVINGS
CULTURAL CENTER OF THE PHILS	20,852.04	3,060.48	23,912.51
NACIDA TECH & DEVT CENTER	2,905.24	462.86	3,368.11
MINISTRY OF HUMAN SETTLEMENT	19,673.70	4,618.24	24,291.94
BUREAU OF INTERNAL REVENUE	21,864.27	5,995.69	27,859.96
NATIONAL FOOD AUTHORITY	13,446.98	3,939.55	17,386.53
POSTAL SERVICE OFFICE-DOTC	13,444.93	3,973.87	17,418.80
PHIL SUGAR COMMISSION	5,775.55	1,814.31	7,589.86
NATL MEDIA PROD CENTER	2,918.23	1,116.67	4,034.90
THE PEOPLES NETWORK	9,022.27	3,998.05	13,020.33
PHIL COCONUT AUTHORITY	5,529.24	2,501.92	8,031.16
RIZAL PROVINCIAL GOV'T	19,739.53	9,209.73	28,949.26
NATL MEDIA PROD CENTER	1,119.07	542.36	1,661.43
CIVIL SERVICE COMMISSION	11,404.44	5,572.20	16,976.64
CITY GOVERNMENT OF MAKATI	11,053.45	6,175.11	17,228.56
PHIL. AMUSEMENT & GAMING CORP.	6,151.72	4,092.06	10,243.78
BUREAU OF POSTS	6,907.74	4,981.55	11,889.29

# Government Accounts

with 500 kW Registered Demand and PF below 85%

CUSTOMER NAME	PENALTY (AVOIDED SAVINGS)	POTENTIAL SAVINGS (w/ PF from 85% to 95%)	TOTAL MONTHLY POTENTIAL SAVINGS
NEW SOLID REALTY, INC.	6,158.41	4,642.01	10,800.42
BUREAU OF LANDS	7,062.58	5,460.76	12,523.33
CITY GOVT OF SAN PABLO	10,513.78	9,387.30	19,901.08
BUREAU OF POSTS	6,807.48	6,207.43	13,014.91
BUREAU OF INTERNAL REVENUE	19,071.09	20,004.64	39,075.74
SUPREME COURT OF THE PHILS	9,619.12	10,570.46	20,189.59
PASAY CITY GOVT	6,755.14	7,533.61	14,288.76
BUREAU OF POSTS	4,725.23	5,349.31	10,074.54
A FRANCISCO REALTY & DEVT CORP	7,177.51	8,313.72	15,491.24
HEADQUARTERS PHILIPPINE NAVY	10,734.04	12,829.53	23,563.56
PHILIPPINE SPORTS COMMISSION	3,105.91	3,757.15	6,863.06
OFFICE OF SOLICITOR GENERAL	3,775.72	4,680.65	8,456.37
DEPARTMENT OF HEALTH	1,888.52	2,598.87	4,487.39
PHILIPPINE INTERNATIONAL CONVENTION CENTER	2,967.66	5,395.75	8,363.41
			-
PHILIPPINE SPORTS COMMISSION	1,020.82	2,141.58	3,162.40
PASAY CITY GOVT	3,393.69	7,377.59	10,771.29



# Government Accounts

with 500 kW Registered Demand and PF below 85%

CUSTOMER NAME	PENALTY (AVOIDED SAVINGS)	POTENTIAL SAVINGS (w/ PF from 85% to 95%)	TOTAL MONTHLY POTENTIAL SAVINGS
DEPT OF PUBLIC WORK & HIGHWAYS	2,711.19	5,893.90	8,605.10
DEPT OF TRADE & INDUSTRY	2,803.68	6,139.45	8,943.13
NATL PARK DEVELOPMENT -	805.13	1,816.09	2,621.23
HOUSE OF REPRESENTATIVES	3,279.92	11,181.55	14,461.47
NATL MAPPING & RESOURCE INFO	1,185.76	4,446.62	5,632.38
PHIL FISHERIES DEVT AUTHORITY	1,021.94	4,258.09	5,280.03
PHIL AMUSEMENT & GAMING CORP	1,223.80	5,171.00	6,394.81
PHIL CHARITY SWEEPSTAKES OFF	1,774.19	8,870.94	10,645.13
DEPT OF JUSTICE	1,323.95	7,355.30	8,679.26
HEADQUARTERS PHILIPPINE NAVY	3,149.63	18,170.94	21,320.57
PETROPHIL CORPORATION	1,180.91	6,812.94	7,993.85
EMPLOYEES COMPENSATION COMM	690.06	4,312.88	5,002.94
CITY COLLEGE OF MANILA	544.29	4,413.18	4,957.47
LAND BANK OF THE PHILIPPINES	3,549.91	34,354.01	37,903.92
LAND REGISTRATION AUTHORITY	316.50	4,747.51	5,064.02
SOCIAL SECURITY SYSTEM	298.37	12,787.27	13,085.64
<b>TOTAL FOR 50 ACCOUNTS</b>	<b>305,892.44</b>	<b>325,667.62</b>	<b>631,560.06</b>

# Government Accounts

with 500 kW Registered Demand and PF between 85% and 95%

CUSTOMER NAME	CURRENT SAVINGS (DISCOUNT AVAILED)	POTENTIAL SAVINGS if PF is 95%	TOTAL SAVINGS
SUPREME COURT	-	5,538.77	5,538.77
POLYTECHNIC UNIV OF THE PHIL	-	75.04	75.04
DEPT OF NATIONAL DEFENSE	414.41	17,346.05	17,760.46
PHIL NATIONAL MUSEUM	182.07	6,244.07	6,426.14
DEPT OF AGRI & NAT RESOURCES	475.50	6,159.32	6,634.82
LIGHT RAIL TRANSIT AUTHORITY	800.91	10,120.60	10,921.51
AIR TRANS OFFICE	478.48	5,629.77	6,108.25
POLYTECHNIC UNIV OF THE PHILS	650.18	7,152.01	7,802.19
PAMANTASAN NG LUNGSOD NG MAYNI	543.00	5,722.38	6,265.38
MIN OF SOCIAL SERVICES & DEV	496.20	4,636.91	5,133.11
RIZAL TECHNOLOGICAL COLLEGE	774.81	4,964.55	5,739.37
DEPT OF PUBLIC WORK & HIGHWAYS	1,019.77	5,704.01	6,723.79
NATIONAL COMPUTER CENTER	563.46	2,958.17	3,521.63
MINISTRY OF HUMAN SETTLEMENT	957.30	4,729.62	5,686.91
PHIL.AMUSEMENT AND GAMING CORP	2,799.28	13,507.21	16,306.49

# Government Accounts

with 500 kW Registered Demand and PF between 85% and 95%

CUSTOMER NAME	CURRENT SAVINGS (DISCOUNT AVAILED)	POTENTIAL SAVINGS if PF is 95%	TOTAL SAVINGS
NATL MAPPING & RESOURCE INFO	689.42	3,250.12	3,939.55
PUBLIC ESTATE AUTHORITY	1,623.31	6,045.89	7,669.20
CENTRAL BANK OF THE PHILS	9,100.18	33,226.25	42,326.43
POLYTECHNIC UNIV OF THE PHILS	1,513.45	5,418.37	6,931.82
CITY GOVERNMENT OF MAKATI	955.35	3,290.66	4,246.02
MANILA INT'L AIRPORT AUTHORITY	2,566.93	7,700.78	10,267.71
CITY GOVERNMENT OF MAKATI	1,700.42	5,011.76	6,712.18
OFFICE PRES NEW GINTONG ALAY	1,176.59	3,467.84	4,644.43
PHILIPPINE ARMY	8,268.49	22,545.77	30,814.27
GOVT SERVICE INSURANCE SYSTEM	12,672.85	34,263.64	46,936.50
TECHNOLOGICAL UNIV OF THE PHIL	1,794.47	4,691.57	6,486.04
NATL FOOD AUTHORITY -	1,628.50	3,769.85	5,398.35
ARMED FORCES OF THE PHILS	11,563.54	26,349.71	37,913.25
CITY GOVERNMENT OF MAKATI	6,175.33	13,122.59	19,297.92
MANILA INT'L AIRPORT AUTHORITY	33,698.44	69,989.06	103,687.50
NATL HOUSING AUTHORITY -	2,253.09	4,472.55	6,725.65

# Government Accounts

with 500 kW Registered Demand and PF between 85% and 95%

CUSTOMER NAME	CURRENT SAVINGS (DISCOUNT AVAILED)	POTENTIAL SAVINGS if PF is 95%	TOTAL SAVINGS
AFP HNDF PHIL ARMY	4,654.67	9,171.08	13,825.74
COMMISSION ON AUDIT	2,589.22	5,101.53	7,690.75
BUREAU OF CUSTOMS	2,401.23	4,147.59	6,548.82
SENATE OF THE PHILS	3,543.40	5,905.66	9,449.06
NATL MANPOWER YOUTH COUNCIL	1,325.28	2,072.87	3,398.15
MANILA CITY GOVT	5,637.26	8,755.74	14,392.99
CITY GOVERNMENT OF MARIKINA	1,799.56	2,502.18	4,301.74
DEPT OF NATIONAL DEFENSE	4,993.80	6,849.21	11,843.01
PHIL AIR FORCE	15,655.38	19,657.51	35,312.89
PHILIPPINE PORT AUTHORITY	2,296.86	2,807.27	5,104.14
NATL GOVT BATASANG PAMBANSA	9,628.24	10,930.28	20,558.52
CITY GOVERNMENT OF PARAÑAQUE	2,932.65	3,241.35	6,174.00
CENTRAL BANK OF THE PHILS	13,854.49	14,516.48	28,370.97
MANILA CITY GOVT	4,233.75	4,067.72	8,301.46
PHIL NAVY HEADQUARTERS	10,877.18	10,107.73	20,984.91
PHIL NAVY HEADQUARTERS	3,023.70	2,593.08	5,616.78

# Government Accounts

with 500 kW Registered Demand and PF between 85% and 95%

<b>CUSTOMER NAME</b>	<b>CURRENT SAVINGS (DISCOUNT AVAILED)</b>	<b>POTENTIAL SAVINGS if PF is 95%</b>	<b>TOTAL SAVINGS</b>
DEPT OF FOREIGN AFFAIRS	8,945.12	7,619.92	16,565.04
OFFICE OF THE OMBUDSMAN	2,776.05	2,302.09	5,078.13
PHILIPPINE NATIONAL POLICE	4,707.80	3,877.85	8,585.65
PHILIPPINE SPORTS COMMISSION	2,123.04	1,547.92	3,670.97
LIGHT RAIL TRANSIT AUTHORITY	11,059.85	6,778.62	17,838.47
DEPT OF AGRARIAN REFORM	4,645.82	2,787.49	7,433.31
LRT NO 1 WORKSHOP / DEPOT	10,112.87	6,024.69	16,137.56
OVERSEAS WORKERS WELFARE ADM	3,617.62	2,155.18	5,772.80
OFFICE OF THE PRESIDENT	5,332.25	2,913.50	8,245.74
DEPT OF JUSTICE	4,606.84	2,251.98	6,858.82
U P COLLEGE OF MEDICINE	2,090.17	961.17	3,051.34
SOCIAL SECURITY SYSTEM	19,728.41	8,726.03	28,454.44
CULTURAL CENTER OF THE PHILS	8,894.13	3,691.90	12,586.04
POLYTECHNIC UNIV OF THE PHILS	1,315.46	537.30	1,852.76
NATL SCIENCE DEVT BOARD -	3,511.51	1,233.77	4,745.29
PHIL INTL CONVENTION CENTER	25,609.47	8,385.40	33,994.88

# Government Accounts

with 500 kW Registered Demand and PF between 85% and 95%

CUSTOMER NAME	CURRENT SAVINGS (DISCOUNT AVAILED)	POTENTIAL SAVINGS if PF is 95%	TOTAL SAVINGS
METRO RAIL TRANSIT DEV CORP	4,851.75	1,532.13	6,383.88
PHIL AMUSEMENT & GAMING CORP	4,154.87	1,183.29	5,338.17
HQ PHIL CONSTABULARY	8,363.96	2,382.03	10,745.99
DEPT OF SCIENCE & TECHNOLOGY	4,951.09	1,289.78	6,240.86
PHILIPPINE NORMAL UNIVERSITY	550.96	142.07	693.03
MLA INTL AIRPORT AUTHORITY	4,829.07	1,182.22	6,011.29
COURT OF APPEALS	4,888.88	1,013.19	5,902.07
LAND BANK OF THE PHILS	5,167.29	794.97	5,962.25
METRO RAIL TRANSIT DEV CORP	12,530.38	1,264.53	13,794.91
OFFICE OF THE OMBUDSMAN	4,730.17	240.24	4,970.40
UNIVERSITY OF THE PHILIPPINES	2,699.94	78.73	2,778.67
DEPT OF SCIENCE & TECHNOLOGY	2,188.25	59.95	2,248.20
POLYTECHNIC UNIV OF THE PHILS	6,019.05	143.80	6,162.85
NATL POWER CORP	15,249.58	337.72	15,587.30
NAT'L ELECTRIFICATION ADMIN.	6,762.98	11.29	6,774.27
<b>TOTAL FOR 79 ACCOUNTS</b>	<b>405,494.10</b>	<b>540,468.23</b>	<b>945,962.33</b>

# Government Accounts

with 500 kW Registered Demand and PF above 95%

<b>CUSTOMER NAME</b>	<b>CURRENT SAVINGS (DISCOUNT AVAILED)</b>	<b>TOTAL SAVINGS</b>
COURT OF APPEALS	4,853.21	4,853.21
PHILIPPINE NATIONAL POLICE	36,501.54	36,501.54
NAT'L HOME MORTG.FINANCE CORP.	8,214.88	8,214.88
CIVIL AERONAUTICS ADM	5,992.85	5,992.85
CIVIL AERONAUTICS ADM	12,147.40	12,147.40
LRTA RECTIFIER SUBSTN #9	8,394.52	8,394.52
PHILIPPINE NATIONAL OIL CO	5,330.95	5,330.95
NATL BUREAU OF INVESTIGATION	6,000.16	6,000.16
NATL POWER CORP	6,863.26	6,863.26
COMMISSION ON AUDIT	5,931.29	5,931.29
METRO RAIL TRANSIT DEV CORP	24,260.32	24,260.32
DEPT OF SCIENCE & TECHNOLOGY	6,278.41	6,278.41
LIGHT RAIL TRANSIT AUTHORITY	11,945.85	11,945.85
LRT RECTIFIER SUBSTATION	14,502.26	14,502.26
ASIAN INSTITUTE OF TOURISM	1,242.76	1,242.76
LRT RECTIFIER SUBSTATION	14,186.31	14,186.31

# Government Accounts

with 500 kW Registered Demand and PF above 95%

<b>CUSTOMER NAME</b>	<b>CURRENT SAVINGS (DISCOUNT AVAILED)</b>	<b>TOTAL SAVINGS</b>
LRT RECTIFIER SUBSTATION	17,215.88	17,215.88
LRTA RECTIFIER SUBSTN #8	12,569.94	12,569.94
METRO RAIL TRANSIT DEV CORP	21,522.84	21,522.84
WORLD HEALTH ORGANIZATION	8,831.54	8,831.54
METRO RAIL TRANSIT DEV CORP	17,869.87	17,869.87
NATL MEDIA PRODUCTION CENTER	1,485.92	1,485.92
TECH VOC TRNG AND DEVT CTR	3,067.83	3,067.83
METRO RAIL TRANSIT DEV CORP	13,407.98	13,407.98
LIGHT RAIL TRANSIT AUTHORITY	16,005.67	16,005.67
LRT RECTIFIER SUBSTATION	18,786.07	18,786.07
PHIL OVERSEAS EMPLOYMENT ADMIN	9,449.18	9,449.18
METRO RAIL TRANSIT DEV CORP	18,998.23	18,998.23
PHILIPPINE NATIONAL RAILWAYS	1,226.99	1,226.99
METRO RAIL TRANSIT DEV CORP	19,197.59	19,197.59
CENTRAL BANK OF THE PHILS	39,503.18	39,503.18
PHILIPPINE TOURISM AUTHORITY	13,295.68	13,295.68



# Government Accounts

with 500 kW Registered Demand and PF above 95%

CUSTOMER NAME	CURRENT SAVINGS (DISCOUNT AVAILED)	TOTAL SAVINGS
DEVELOPMENT BANK OF THE PHIL	30,724.94	30,724.94
NATL INTEL COORD AGENCY	9,851.20	9,851.20
NATL ECONOMIC & DEVT AUTHORITY	8,417.68	8,417.68
DEPT OF TRADE AND INDUSTRY	7,795.21	7,795.21
LOCAL WATERWORK UTILITIES ADM	10,381.72	10,381.72
PHIL DEPOSIT INSURANCE CORP	8,017.64	8,017.64
DEPT OF PUBLIC WORKS & HIGHWA	1,895.67	1,895.67
PHILIPPINE SPORTS COMMISSION	3,190.69	3,190.69
BUREAU OF FORESTRY	9,828.11	9,828.11
CULTURAL CENTER OF THE PHILS	2,820.02	2,820.02
BUREAU OF SOILS & WATER MGMT	9,144.74	9,144.74
MARIKINA INST OF SCIENCE & TEC	7,621.77	7,621.77
NATL IRRIGATION ADM BANK -	9,006.74	9,006.74
NATIONAL DEVELOPMENT COMPANY	10,508.62	10,508.62
OFFICE OF THE PRESIDENT	7,957.10	7,957.10
PNOC-ENERGY DEVT CORP	18,707.96	18,707.96
GREATER MLA TERMINAL FOOD MAR	43,178.98	43,178.98
<b>TOTAL FOR 48 ACCOUNTS</b>		<b>604,129.15</b>

# Government Accounts

with 500 kW Registered Demand and PF above 95%

	Total Monthly Potential Savings (Peso)	Current Total Monthly Savings (Peso)
Gov't Accounts With PF below 85% (50 Accounts)	650,712.01	
Gov't Accounts With PF between 85% to 95% (79 Accounts)	540,468.23	405,494.10
Gov't Accounts With PF above 95% (48 Accounts)		604,129.15
<b>TOTAL</b>	<b>1,191,180.24</b>	<b>1,009,623.25</b>

# POWER FACTOR IMPROVEMENT

Equipment/Devices	Power Factor Level
Incandescent lamps (Note. Because of its resistive nature, its PF is high. However, its energy consumption is high too because not all the electricity consumed is converted to useful light.	<b>1.0</b>
Electric resistance heaters	<b>1.0</b>
Fluorescent lamps with electronic ballasts	<b>0.98</b>
Variable frequency drives and other solid state equipment	<b>0.95</b>
Fluorescent lamps with magnetic ballasts	<b>0.90</b>
HID ballasts-metal halide and high pressure sodium	<b>0.90</b>
Fully loaded energy efficient motor	<b>0.80</b>
Standard induction motor loaded at: 25% 50% 75% 100%	<b>0.52</b> <b>0.75</b> <b>0.82</b> <b>0.86</b>

# *E*xtraordinary times call for extraordinary cooperation!


Government Sector Enercon Measures shall apply to all:

- National Government Agencies
  - Government Owned and Controlled Corporations
  - Government Financial Institutions
  - State Universities and Colleges
  - Public Schools
  - Local Government Units
- 
- Private sector urged to adopt similar measures



# ***AGENCY leading by example***

## **Department of Budget and Management**

<b>Innovations</b>	<b>Total Energy Savings</b>	<b>Total Monetary Savings</b>
<ul style="list-style-type: none"><li>✓ Regular monitoring or check-up of air conditioning equipment's operating condition</li><li>✓ Rearranging the existing location of package-type air-conditioners</li><li>✓ Installation of window blinds which reduces solar heat gain</li><li>✓ Monthly fuel consumption was set to 240 liters per month</li><li>✓ Pooling and scheduling of trips</li></ul>	<p>(in LOE*)</p> <p><b>94,730</b></p> <p><b>*Liters Oil Equivalent</b></p>	<p>(in PhP)</p> <p><b>1.14 M</b></p>  <p>DEPARTMENT OF ENERGY</p>

# *In a regime of high oil prices, let us...*

**O**il Consumption Reduced through Alternative Fuels

**V**ery Efficient Lighting Systems

**E**nergy Audits and Efficiency Measures

**R**egulating Demand and Consumption Patterns

**C**ooling the Efficient and Natural Way

**O**bserving Correct Driving Habits and Scheduling Trips

**M**aximizing Power Factor Improvements

**E**xtraordinary times call for extraordinary cooperation



---

**THANK YOU!**

